



EAGLE BROOKE

EAGLE BROOKE ALL-WEATHER WICKER 3 PERSON SOFA



ASSEMBLY INSTRUCTION

**ITEM#: KVS9495
SKU#: 810452033**

Need help? We are here for you!

1.877.539.7436






Call us between 9:00 AM and 4:30 PM Eastern Time Monday through Friday For further assistance.

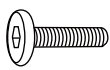
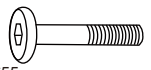




ASSEMBLY INSTRUCTIONS

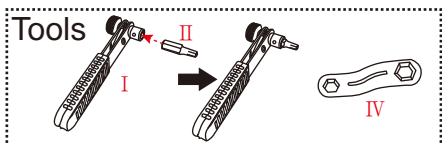
**ATTENTION: THIS PRODUCT IS NOT FOR COMMERCIAL USE.
INTENDED FOR RESIDENTIAL USE ONLY.**

KVS9495

PARTS LIST

PART NO.	MATERIAL CODE	PART	Q'TY
1	KVS9495-CS03-1	 BACK ASSEMBLY	1
2	KVS9495-CS02-1-	 SEAT ASSEMBLY	1
3	KVS9494-CS01-2	 LEFT ARM	1
4	KVS9494-CS01-3	 RIGHT ARM	1
5	62KVS949FI101	 SUPPORT C	1

6	17C33A0712001YX	 BOLT M6*35	10
7	17C33A0719001YX	 BOLT M6*55	3
8	17FA05040301-YX	 WASHER d6.5*D13*1.0	18
9	17D03A030301-YX	 JAM NUT M6*1.0	5
10	61K9495X00001BA	 BACK CUSHION	3
11	61K9495Y00001BA	 SEAT CUSHION	3



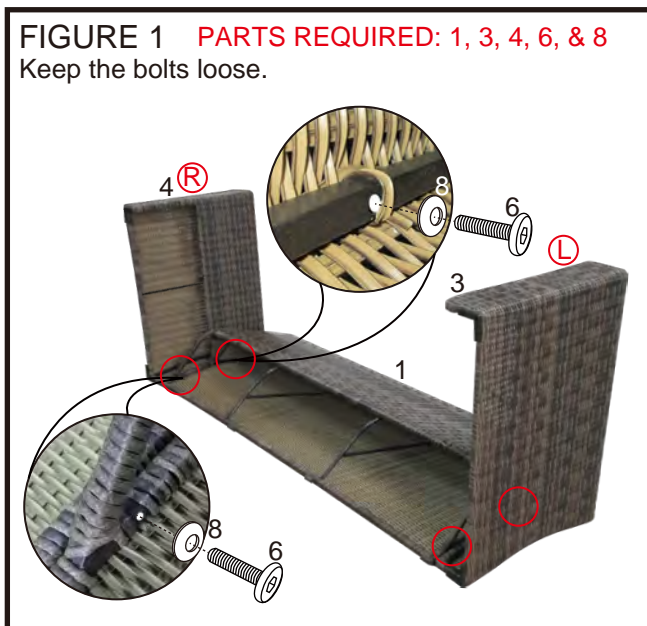
Attention:






Make sure that each bolt needed for all steps matches the corresponding figure to ensure proper assembly.

Note:

The labels marked "L" and "R" on the arms (#3 and #4) should coincide with Figure 1 to ensure proper assembly.

FIGURE 1 PARTS REQUIRED: 1, 3, 4, 6, & 8
Keep the bolts loose.



-  Use the correct bolts as indicated. Do not tighten any of the bolts until the chair is completely assembled.
-  Do not discard any of the packaging until you have checked that you have all of the parts and fittings required.
-  Keep children away during assembly. This item contains small parts that can be swallowed by children. Children should always be under direct adult supervision while using this product.
-  Retain these assembly instructions for future reference.
-  Quote the following FQC No. when contacting the service center.

SERVICE CENTER TOLL FREE NO.

TEL: 1-877-539-7436

FAX: 1-877-539-7439

PAGE 1 OF 3 CREATIVE COURTYARDS INTERNATIONAL LIMITED.

FIGURE 2

PARTS REQUIRED: 2, 3, 4, 6, & 8

Keep the bolts loose.

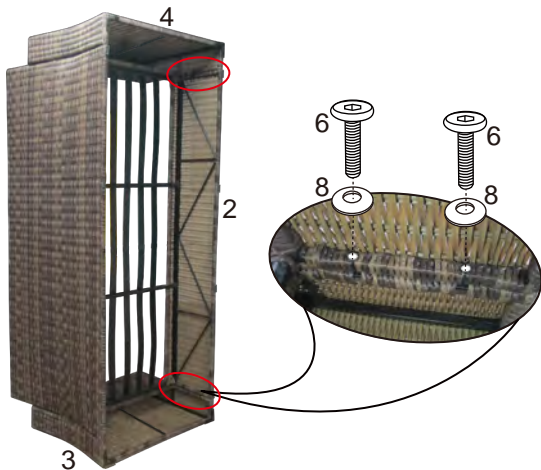


FIGURE 3

PARTS REQUIRED: 1, 2, 7, 8, & 9

Keep the bolts loose.

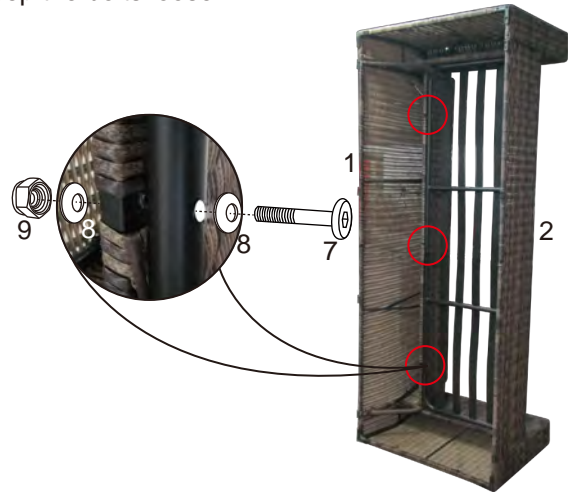


FIGURE 4

PARTS REQUIRED: 1, 2, 5, 6, 8, & 9

Tighten all bolts by using the supplied Hex key.

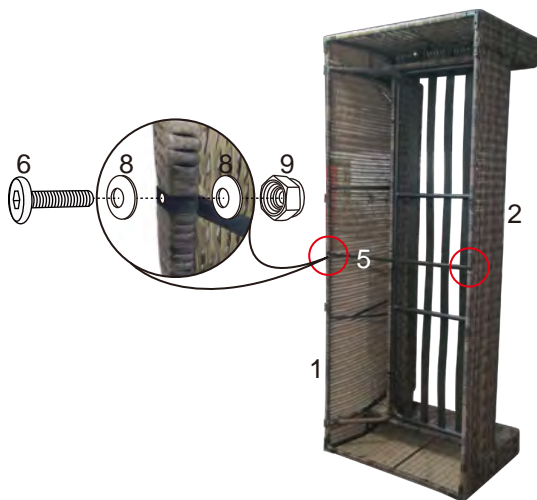


FIGURE 5

PARTS REQUIRED: 10 & 11



Cleaning and Maintenance

- Wash frame and fabric parts with mild soap and water, rinse thoroughly, and dry completely. Do not use bleach, acid, or other solvents on the frame or fabric parts.
- The cushions may be washed on the surface only by using mild soap and water or a commercial foaming upholstery cleaner if necessary. If washed, rinse well and hang to dry. Do not machine wash or dry.
- We recommend the use of furniture covers when not in use.
- Inspect and tighten all of the bolts and fasteners on a regular basis to ensure the proper performance and safety of your chair.
- In order to prolong the life and beauty of your chair, we recommend that it be stored in a dry and protected area during off season periods.

Warranty

- This product is covered by Creative Courtyards international limited (samoa), taiwan branch Inc.'s one-year limited warranty.
- Proof of purchase (dated register receipt) is required for warranty claims.
- It remains the customer's responsibility for freight and packing charges to and from the service center.



READ THESE INSTRUCTIONS COMPLETELY BEFORE STARTING ASSEMBLY

- ★ SEPARATE AND IDENTIFY ALL OF THE PARTS, MAKING SURE THAT YOU HAVE ALL OF THE PARTS LISTED.
- ★ IF YOU DO NOT LOCATE ALL OF THE PARTS LISTED, INSPECT THE PACKING MATERIAL FOR SMALL PARTS THAT MAY HAVE BECOME SEPARATED DURING SHIPMENT.
- ★ IF YOU EXPERIENCE ANY DIFFICULTY DURING ASSEMBLY OR IF ANY PARTS ARE MISSING OR DAMAGED, CALL THE HELP LINE AT 1-877-539-7436 BEFORE RETURNING THIS ITEM TO THE STORE.
- ★ PROVIDE THE FOLLOWING INFORMATION WHEN CALLING:
1-MODEL NUMBER OF THE PRODUCT.
2-PART NUMBER AND MATERIAL CODE OF THE PART FROM THE PARTS LIST.
- ★ MOST PROBLEMS CAN BE RESOLVED WITHOUT RETURNING THIS PRODUCT TO THE RETAILER.

⚠ CAUTION:

Sofa is for sitting purposes only. Standing on or misuse of sofa may result in damage or injury. Not intended for commercial use. Weight limit is 750 lbs (340.5 kg).