



SSC #: KR650SBC / KR650SCC







Description: Karol Jumbo Swivel Barstool (Bar Height / Counter Height)

Product Size: 23.5" x 23.5" x 47.5"H / 23.5" x 23.5" x 41.5"H

Your furniture purchase is an investment. Here are a few tips to maximize the lifetime of your furniture with a minimum amount of effort. Properly caring for your furniture can help ensure that it looks great year after year.

To keep your upholstered seating looking like new, be sure to blot up all spills immediately. If you do spill something on the fabric and need to clean it, pretest a small section of the cloth with upholstery shampoo. (Test a section of the seat that is hidden or otherwise not noticeable.) If the fabric bleeds or fades, do not use the shampoo. To avoid staining, you may want to apply a spray-on stain guard to the seat. It will keep liquids from soaking in and staining the fabric. If you do shampoo your upholstery, follow the manufacturer's instructions on the upholstery cleaner. Use a clean, soft cloth to rub the shampoo into the fabric. Wipe with a damp towel and let the fabric dry completely. Please use a damp cloth to clean the metal frame of your stool.

**** We are committed to helping save the environment for future generations. We encourage you to reuse or recycle all for the materials used in the packaging of this product.**

VERY IMPORTANT!!			
<p>NEVER USE GLASS CLEANERS ON FINISHED SURFACES. AMMONIA WILL CHEMICALLY ATTACK THE FINISH.</p>	<p>DO NOT WRITE DIRECTLY ON SURFACE</p>  <p>PREVENT MARKING</p>	<p>DO NOT PLACE DIRECTLY IN SUNLIGHT</p>  <p>PREVENT FADING</p>	<p>DO NOT USE PLACEMATS WITH RUBBER BASES</p>  <p>PREVENT DISCOLORING</p>
<p>NEVER ALLOW LIQUIDS OF ANY KIND TO LINGER ON SURFACES. ABSORPTION CAUSES THE WOOD TO WARP AND THE FINISH TO DE-LAMINATE.</p>	<p>DO NOT USE COMMERCIAL POLISHES AND WAXES</p>  <p>PREVENT YELLOWING</p>	<p>DO NOT PLACE HOT POTS, ETC. ON SURFACE</p>  <p>PREVENT DAMAGE TO FINISH!</p>	<p>REGULATE THE HUMIDITY CONDITIONS AT YOUR HOME</p>  <p>PREVENT SPLITTING</p>

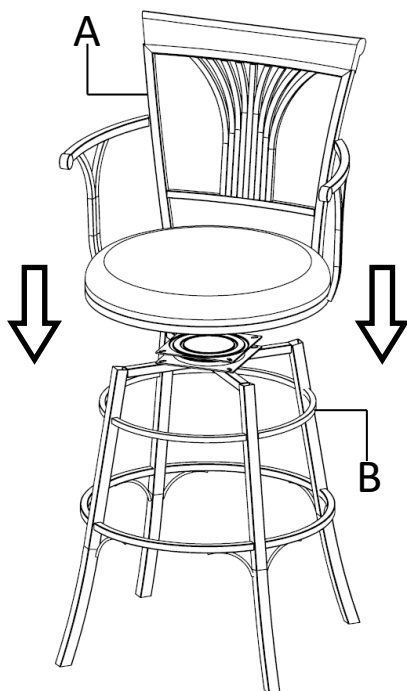
Parts for KR650SBC / KR650SCC

Fabric - Bonded Leather

CLEANING INSTRUCTIONS:

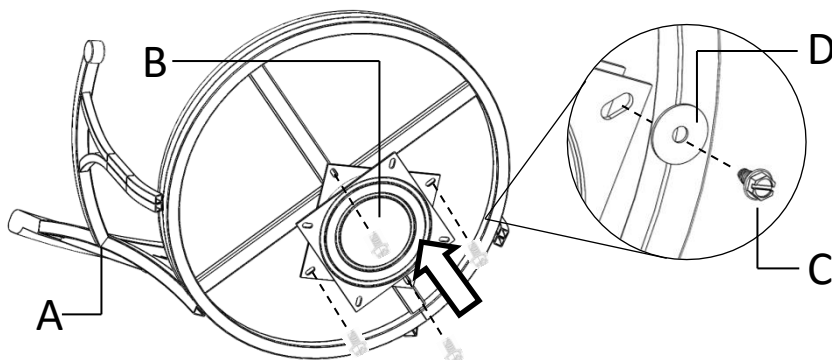
USE ONLY A SOFT DAMP CLOTH TO CLEAN THE STOOL.
DO NOT USE CLEANERS OR ABRASIVES AS THEY MAY
DAMAGE THE PAINTED FINISH.

FIG.1



ASSEMBLY:

1. ALIGN THE UPPER PART (A) WITH THE LOW PART (B)
2. INSERT THE 4 SCREWS $1/4"$ X $1/2"$ (C) AND FLAT METAL WASHERS (D) IN THE 4 HOLES LOCATED AT THE UPPER PART (A) AND THE LOW PART (B).
3. TIGHTEN THE SCREWS WITH THE SCREWDRIVER (NOT PROVIDED)



HARDWARE INCLUDED

C- HEX HEAD SCREW
 $1/4"$ X $1/2"$ (4 pcs)

D- FLAT METAL WASHERS
 $1/4"$ X $3/4"$ (4 pcs)

BARSTOOL CONTENT:

METAL - 70%

FABRIC - 20%

WOOD - 10%

Do not use cleaning products containing brightening agents

PRODUCT DETAILS - 30"

WOOD TRIM
BARSTOOL
GLIDE CAP
SEATING

BANAK WOOD
METAL
PLASTIC
62% POLYESTER,
34% LEATHER, 4% PU

PRODUCT SIZE
CARTON SIZE
NET WEIGHT
GROSS WEIGHT
CU.FT.

23.5" x 23.5" x 47.5"
24.5" x 24" x 33"
27.5 LBS/1 pcs
35.2 LBS/1 pcs
11.77

PRODUCT DETAILS - 24"

WOOD TRIM
BARSTOOL
GLIDE CAP
SEATING

BANAK WOOD
METAL
PLASTIC
62% POLYESTER,
34% LEATHER, 4% PU

PRODUCT SIZE
CARTON SIZE
NET WEIGHT
GROSS WEIGHT
CU.FT.

23.5" x 23.5" x 41.5"
24.5" x 24" x 26"
25.3 LBS/1 pcs
33 LBS/1 pcs
9.09

MADE IN MEXICO