










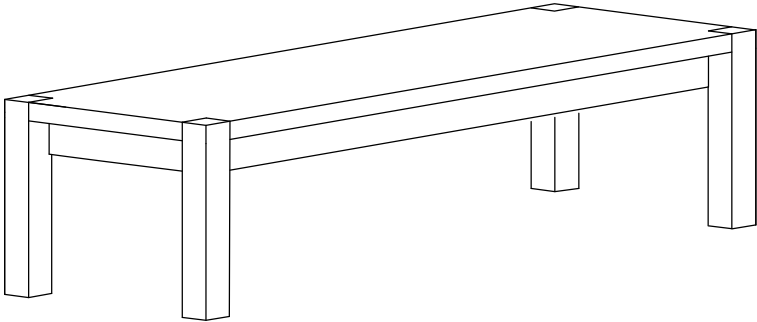
ASSEMBLY INSTRUCTIONS

ITEM # 5017- 51
THORNTON DINING BENCH

5017 - 51 DINING BENCH PART LIST

PART	DRAWING	DESCRIPTION	QTY
A		BENCH TOP	1
B		BENCH LEG	4

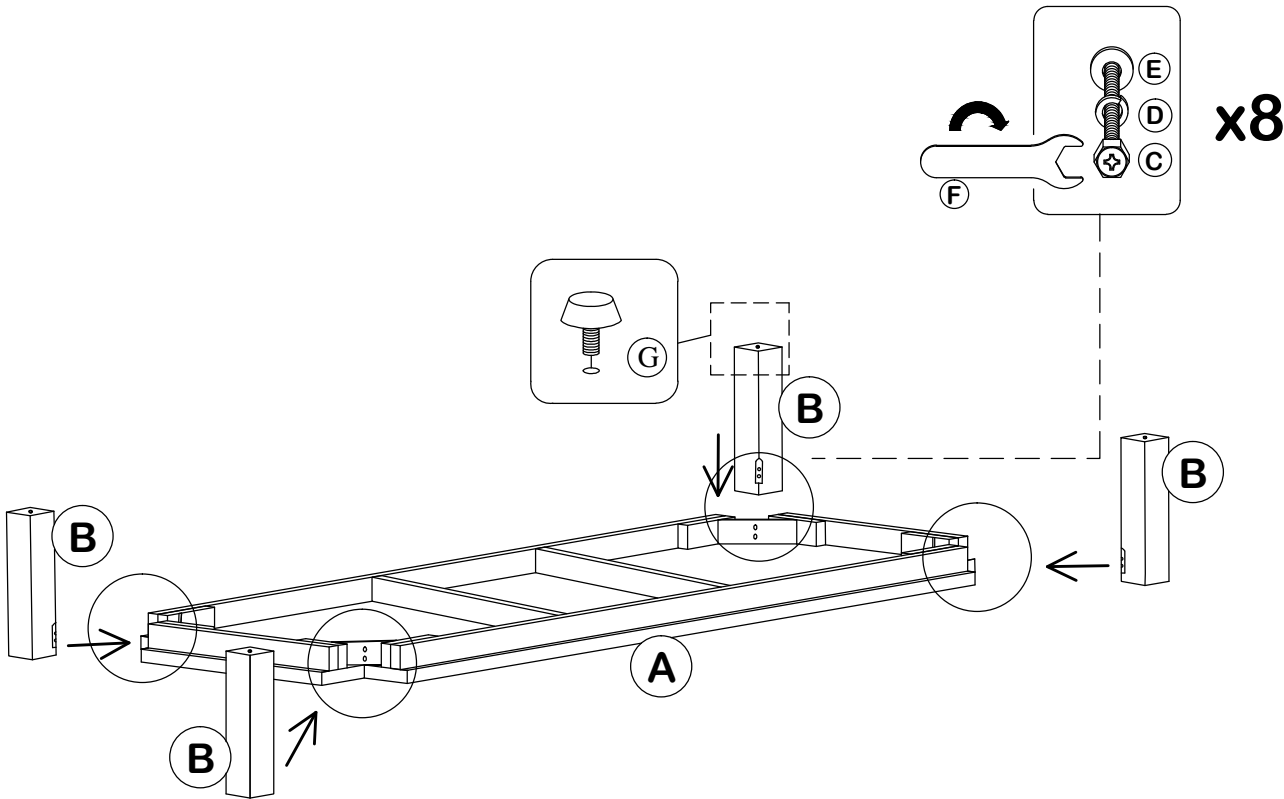
PART	DRAWING	DESCRIPTION	QTY
C		HEX BOLT (5/16"x2-1/2")	8
D		SPRING WASHER	8
E		FLAT WASHER	8
F		WRENCH	1
G		ADJUSTABLE LEG	4



COMPLETE DINING BENCH

NOTE : If needed, only part C-G are available for replacement .

Step 1 Bench Leg Assembly



United Wood Products , Inc. Customer Service Contact Information :

Toll Free Phone Number : 1-800-458-7212
Email : consumercare@uffurniture.com
Website : www.unitedfurnitureindustries.com
PLEASE NOTE : With use, screw may become loose & must be tightened periodically

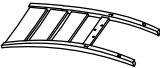
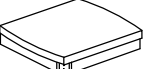


MADE IN MALAYSIA











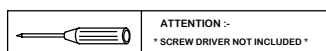
ASSEMBLY INSTRUCTIONS

ITEM # 5017- 52
THORNTON DINING CHAIR

5017 - 52 DINING CHAIR PART LIST

PART	DRAWING	DESCRIPTION	QTY
A		BACKREST	1
B		WOODEN SEAT BOX	1
C		FRONT CHAIR LEG	2
D		STRETCHER	2

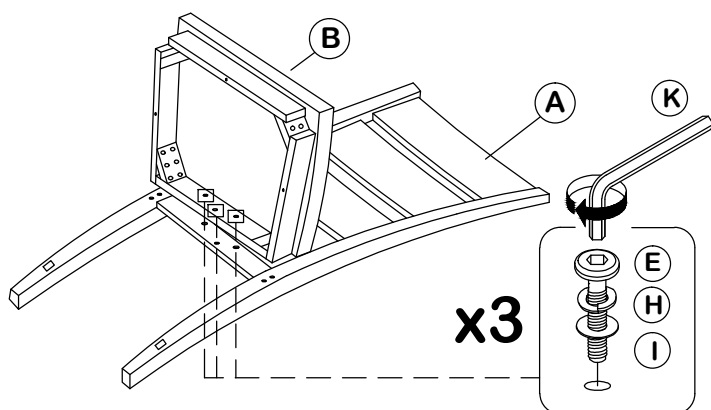
PART	DRAWING	DESCRIPTION	QTY
E		35MM JCBC BOLT	3
F		60MM JCBC BOLT	4
G		80MM JCBC BOLT	4
H		M6 SPRING WASHER	11
I		M6 FLAT WASHER	11
J		CB SCREW	4
K		ALLEN KEY	1



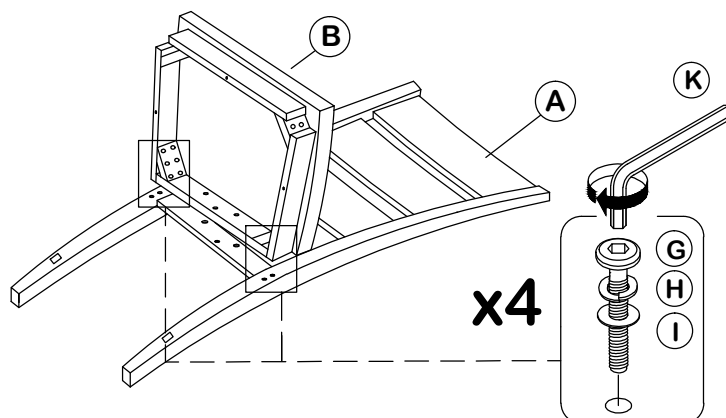
COMPLETE DINING CHAIR

NOTE : If needed, only part E-K are available for replacement.

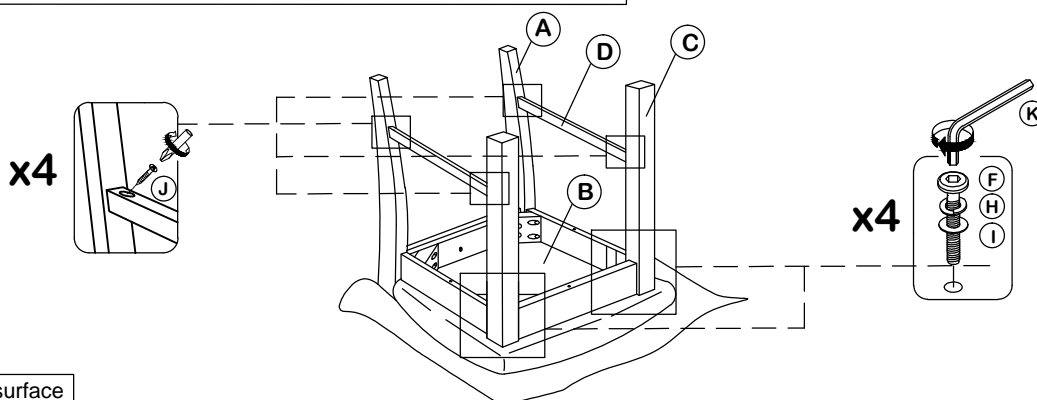
Step 1 Seat Assembly - Center Back Bolts (3)



Step 2 Seat Assembly - Corner Back Bolts (4)



Step 3 Seat Assembly - Stretcher Screw (4) & Front Leg Bolts (4)



Lay chair seat on soft , clean surface

United Wood Products , Inc. Customer Service Contact Information :

Toll Free Phone Number : 1-800-458-7212

Email : consumercare@ufifurniture.com

Website : www.unitedfurnitureindustries.com

PLEASE NOTE : With use, screw may become loose & must be tightened periodically



MADE IN MALAYSIA








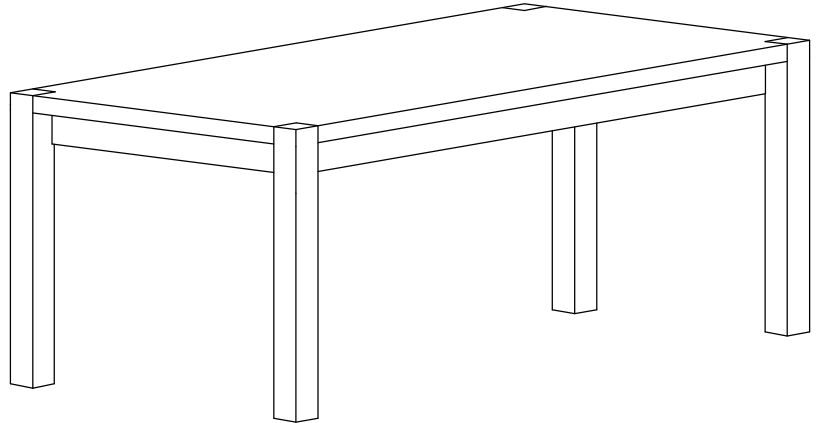
ASSEMBLY INSTRUCTIONS

ITEM # 5017- 59
THORNTON DINING TABLE

5017 - 59 DINING TABLE PART LIST

PART	DRAWING	DESCRIPTION	QTY
A		TABLE TOP	1
B		TABLE LEG	4

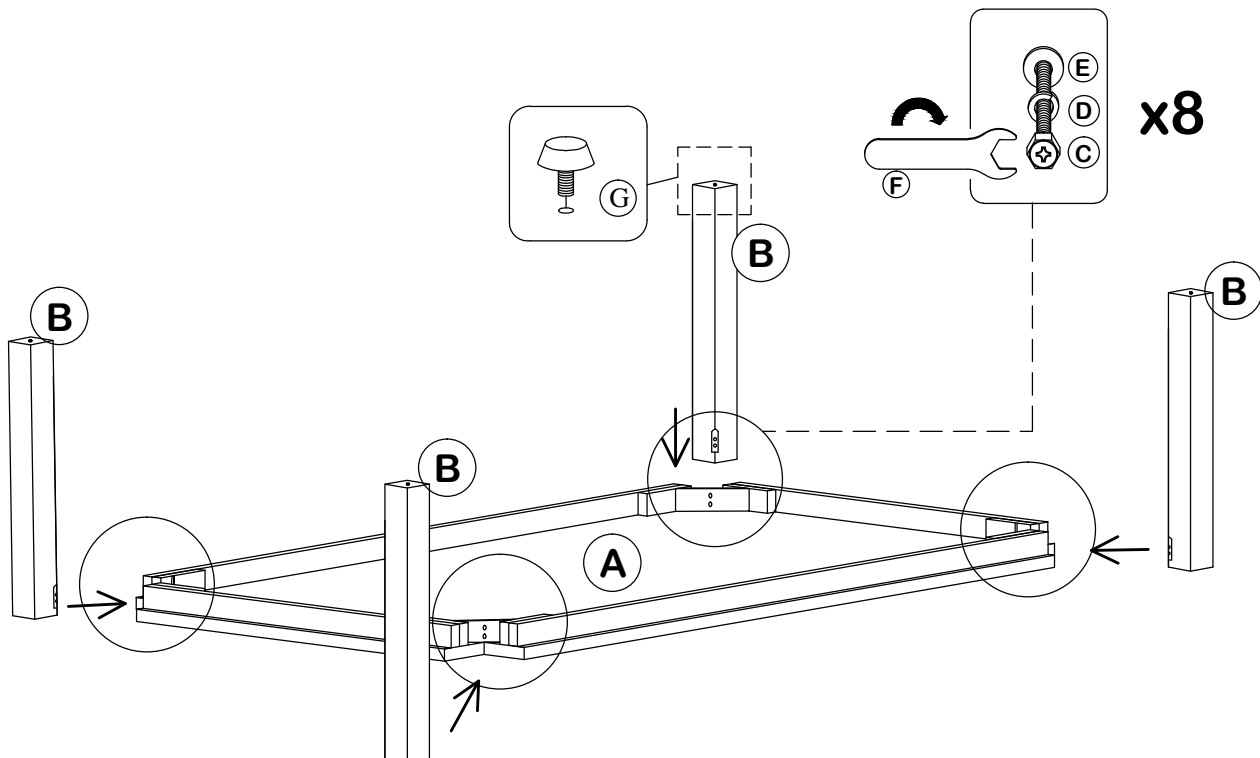
PART	DRAWING	DESCRIPTION	QTY
C		HEX BOLT (5/16"x2-1/2")	8
D		SPRING WASHER	8
E		FLAT WASHER	8
F		WRENCH	1
G		ADJUSTABLE LEG	4



COMPLETE DINING TABLE

NOTE : If needed, only part C-G are available for replacement .

Step 1 Table Leg Assembly



United Wood Products , Inc. Customer Service Contact Information :

Toll Free Phone Number : 1-800-458-7212

Email : consumercare@uffurniture.com

Website : www.unitedfurnitureindustries.com

PLEASE NOTE : With use, screw may become loose & must be tightened periodically

MADE IN MALAYSIA