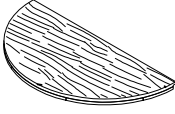


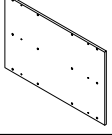







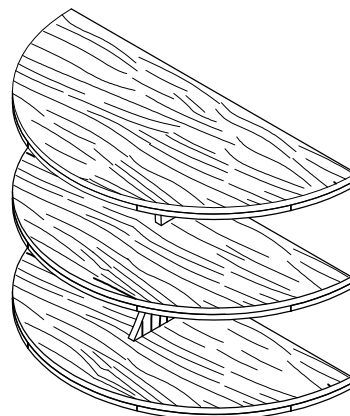
**ASSEMBLY INSTRUCTIONS**

**7041-49 HALF ROUND CONSOLE TABLE PART LIST**

PART	DRAWING	DESCRIPTION	QTY
A		TABLE TOP	1
B		CENTER SHELF	1
C		BOTTOM SHELF	1
D		BACK PANEL	1
E		VERTICAL PANEL	1

PART	DRAWING	DESCRIPTION	QTY
H1		LONG BOLT (Ø1/4" * 1-3/8")	16
H2		SPRING WASHER (Ø1/4")	16
H3		FLAT WASHER (Ø1/4")	16
H4		ALLEN KEY (M4)	1

**NOTE:** If needed, only part H1 - H4 are available for replacement.



**COMPLETED HALF ROUND CONSOLE TABLE  
ASSEMBLY**

**United Wood Products, Inc. Customer Service Contact Information:**

Toll Free Phone Number: 1-800-458-7212

Email: [consumercare@ufifurniture.com](mailto:consumercare@ufifurniture.com)

Website: [www.unitedfurnitureindustries.com](http://www.unitedfurnitureindustries.com)

**PLEASE NOTE:** With use, screw may become loose & must be tightened periodically.

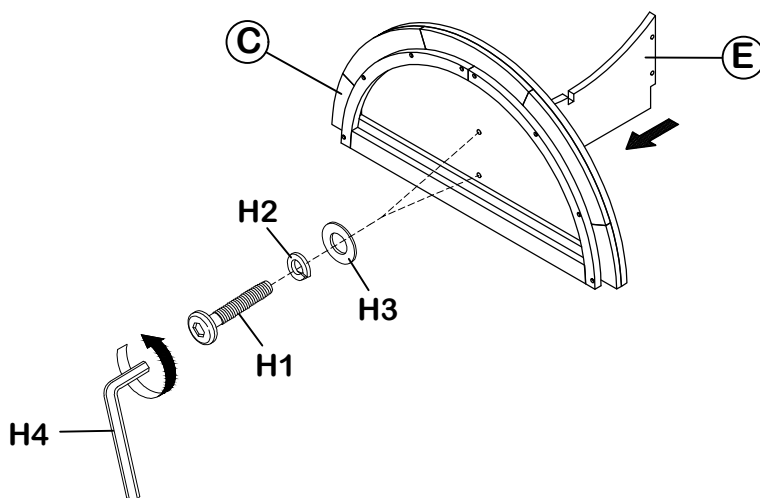
**MADE IN VIET NAM**



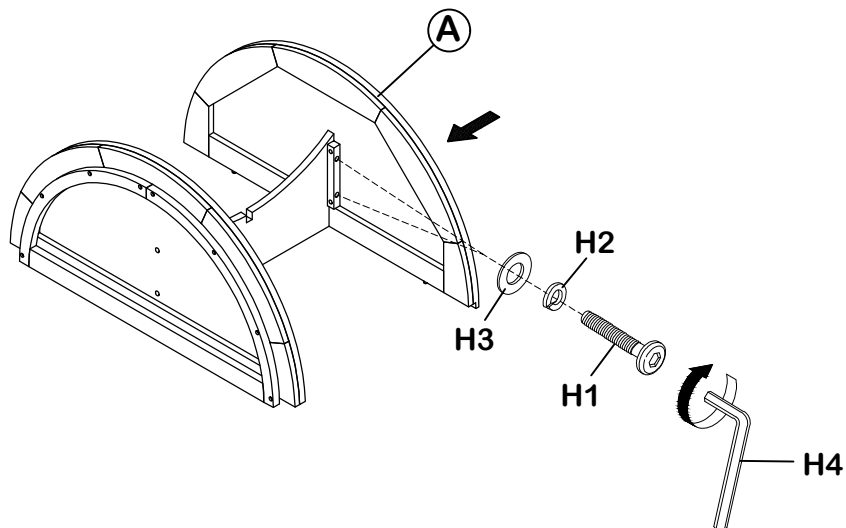
## ASSEMBLY INSTRUCTIONS

### STEP 1

“Please lay the table top on a soft, clean surface” to assemble



### STEP 2



**United Wood Products, Inc. Customer Service Contact Information:**

Toll Free Phone Number: 1-800-458-7212

Email: [consumercare@ufifurniture.com](mailto:consumercare@ufifurniture.com)

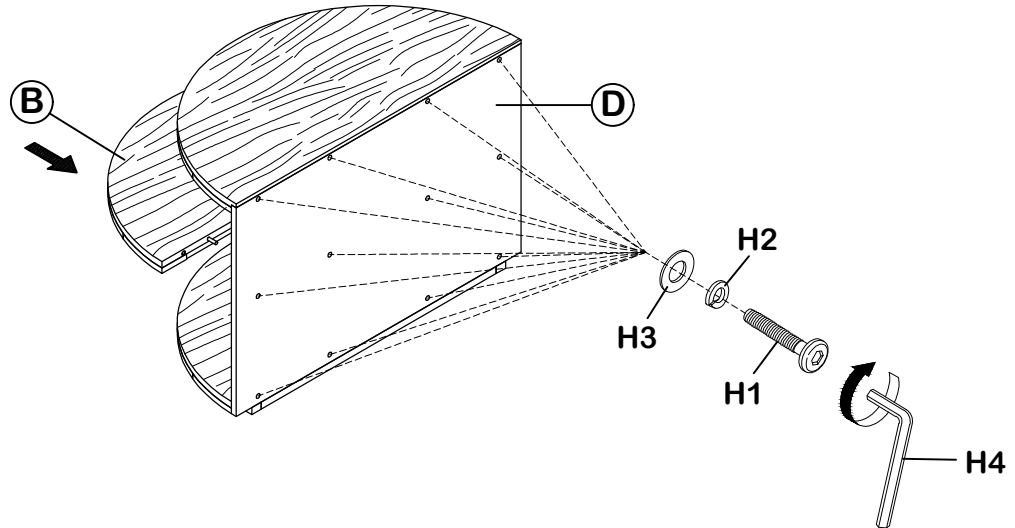
Website: [www.unitedfurnitureindustries.com](http://www.unitedfurnitureindustries.com)

PLEASE NOTE: With use, screw may become loose & must be tightened periodically.

MADE IN VIET NAM

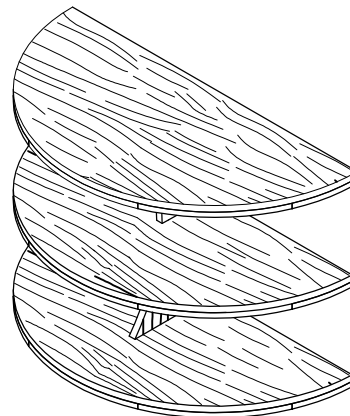
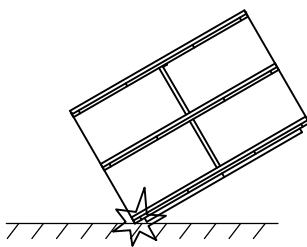
**ASSEMBLY INSTRUCTIONS**

**STEP 3**



**STEP 4**

**NOTE:** Do not let table stand on one leg when turning over the table.



**United Wood Products, Inc. Customer Service Contact Information:**

Toll Free Phone Number: 1-800-458-7212

Email: [consumercare@ufifurniture.com](mailto:consumercare@ufifurniture.com)

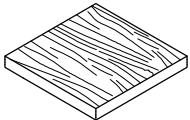
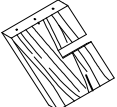
Website: [www.unitedfurnitureindustries.com](http://www.unitedfurnitureindustries.com)





**PLEASE NOTE:** With use, screw may become loose & must be tightened periodically.

**MADE IN VIET NAM**

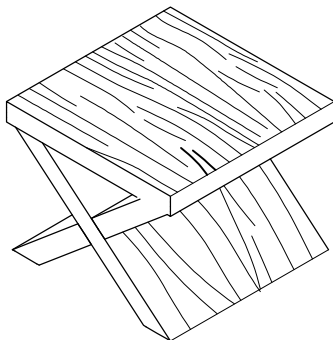
**ASSEMBLY INSTRUCTIONS**

**7041-42 BUNCHING TABLE PART LIST**

PART	DRAWING	DESCRIPTION	QTY
A		TABLE TOP	1
B		X - BASE	2

PART	DRAWING	DESCRIPTION	QTY
H1		LONG BOLT (Ø1/4" * 2")	6
H2		SPRING WASHER (Ø1/4")	6
H3		FLAT WASHER (Ø1/4")	6
H4		ALLEN KEY (M4)	1

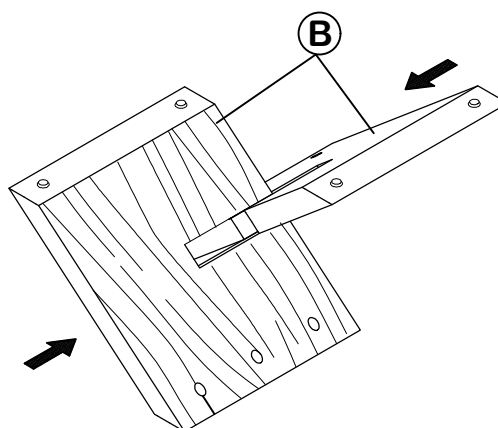
**NOTE:** If needed, only part H1 - H4 are available for replacement.



**COMPLETED BUNCHING TABLE  
ASSEMBLY**

**STEP 1**

**“Please lay the table base on a soft, clean surface” to assemble**



**United Wood Products, Inc. Customer Service Contact Information:**

Toll Free Phone Number: 1-800-458-7212

Email: [consumercare@ufifurniture.com](mailto:consumercare@ufifurniture.com)

Website: [www.unitedfurnitureindustries.com](http://www.unitedfurnitureindustries.com)

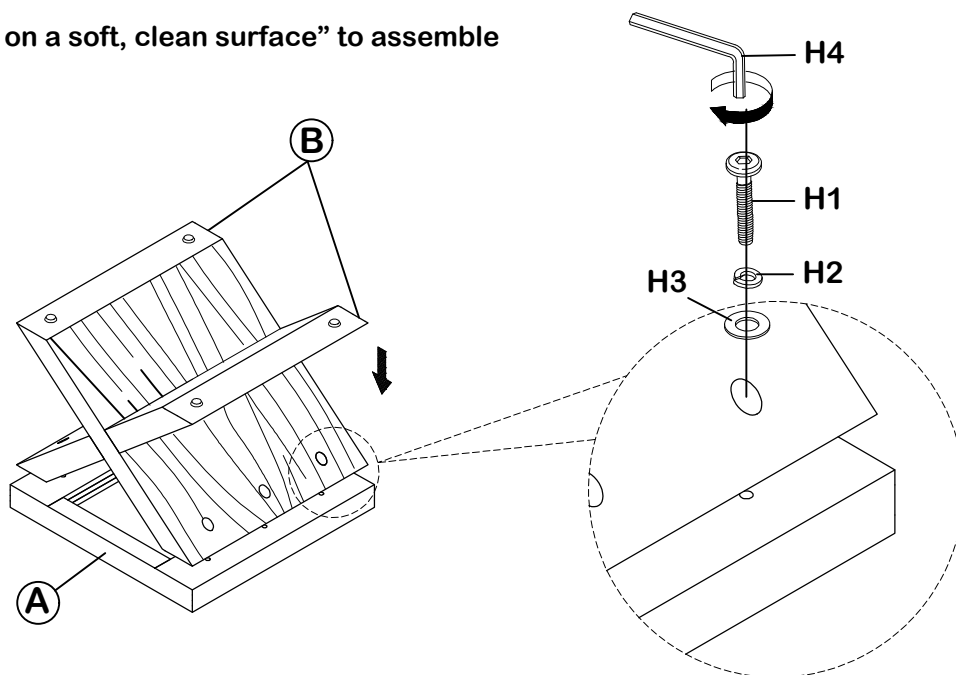
**PLEASE NOTE:** With use, screw may become loose & must be tightened periodically.

**MADE IN VIET NAM**

## ASSEMBLY INSTRUCTIONS


### STEP 2

“Please lay the table top on a soft, clean surface” to assemble



### STEP 3

**NOTE:** Do not let table stand on one leg when turning over the table.



**United Wood Products, Inc. Customer Service Contact Information:**

Toll Free Phone Number: 1-800-458-7212

Email: [consumercare@ufifurniture.com](mailto:consumercare@ufifurniture.com)

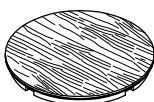
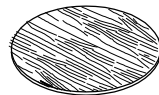
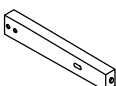
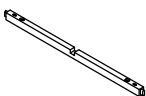
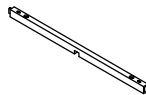
Website: [www.unitedfurnitureindustries.com](http://www.unitedfurnitureindustries.com)







**PLEASE NOTE:** With use, screw may become loose & must be tightened periodically.

**MADE IN VIET NAM**

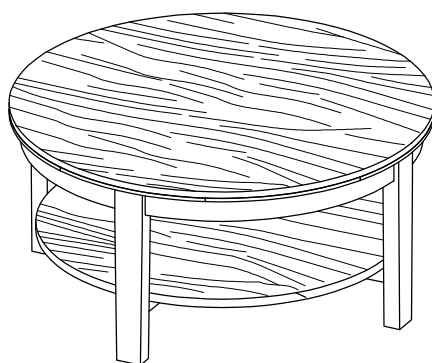
**ASSEMBLY INSTRUCTIONS**

**7041-45 ROUND COCKTAIL TABLE PART LIST**

PART	DRAWING	DESCRIPTION	QTY
A		TABLE TOP	1
B		BOTTOM SHELF	1
C		LEGS	4
D		UPPER STRETCHER	1
E		LOWER STRETCHER	1

PART	DRAWING	DESCRIPTION	QTY
H1		BIG BOLT (Ø5/16" * 1-3/4")	8
H2		SMALL BOLT (Ø1/4" * 1-3/4")	4
H3		SPRING WASHER (Ø5/16")	12
H4		FLAT WASHER (Ø5/16")	12
H5		ALLEN KEY (M4)	1
H6		SCREW (M4* 1-1/2")	4

**NOTE:** If needed, only part H1 - H6 are available for replacement.



**COMPLETED ROUND COCKTAIL TABLE**  
**ASSEMBLY**

**United Wood Products, Inc. Customer Service Contact Information:**

Toll Free Phone Number: 1-800-458-7212

Email: [consumercare@ufifurniture.com](mailto:consumercare@ufifurniture.com)

Website: [www.unitedfurnitureindustries.com](http://www.unitedfurnitureindustries.com)

**PLEASE NOTE:** With use, screw may become loose & must be tightened periodically.

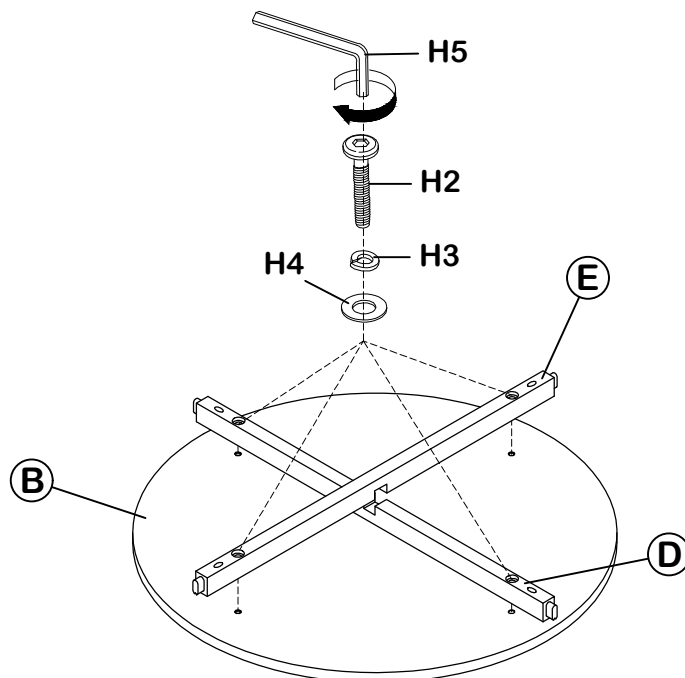
**MADE IN VIET NAM**



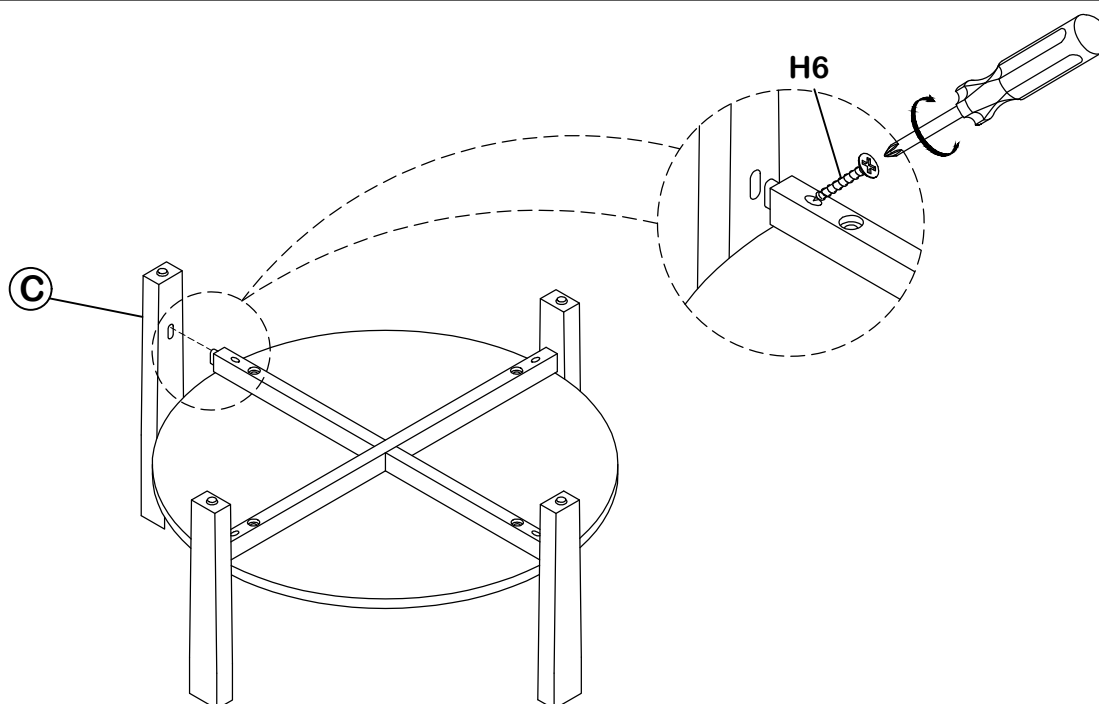
## ASSEMBLY INSTRUCTIONS

### STEP 1

“Please lay the bottom shelf on a soft, clean surface” to assemble



### STEP 2



**United Wood Products, Inc. Customer Service Contact Information:**

Toll Free Phone Number: 1-800-458-7212

Email: [consumercare@ufifurniture.com](mailto:consumercare@ufifurniture.com)

Website: [www.unitedfurnitureindustries.com](http://www.unitedfurnitureindustries.com)

PLEASE NOTE: With use, screw may become loose & must be tightened periodically.

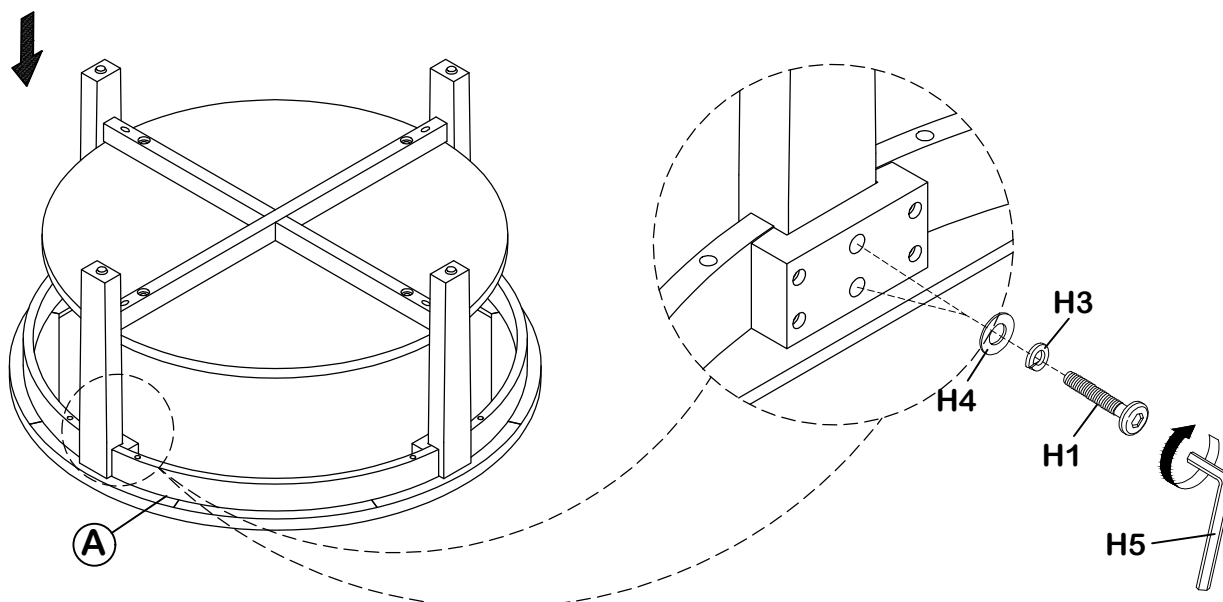
MADE IN VIET NAM



**ASSEMBLY INSTRUCTIONS**

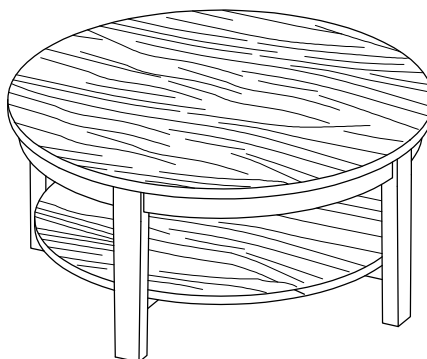
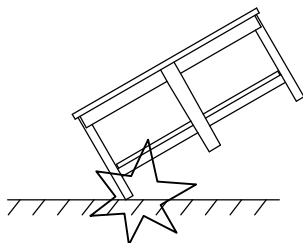
**STEP 3**

“Please lay the table top on a soft, clean surface” to assemble



**STEP 4**

**NOTE:** Do not let table stand on one leg when turning over the table.



**United Wood Products, Inc. Customer Service Contact Information:**

Toll Free Phone Number: 1-800-458-7212

Email: [consumercare@ufifurniture.com](mailto:consumercare@ufifurniture.com)

Website: [www.unitedfurnitureindustries.com](http://www.unitedfurnitureindustries.com)

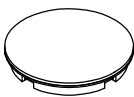

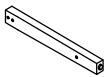
**PLEASE NOTE:** With use, screw may become loose & must be tightened periodically.








**MADE IN VIET NAM**




**ASSEMBLY INSTRUCTIONS**

**7041-47 ROUND END TABLE PART LIST**

PART	DRAWING	DESCRIPTION	QTY
A		TABLE TOP	1
B		BOTTOM SHELF	1
C		LEGS	4

PART	DRAWING	DESCRIPTION	QTY
H1		BIG BOLT (Ø5/16" * 1-5/8")	8
H2		SMALL BOLT (Ø1/4" * 1-2/8")	4
H3		SPRING WASHER (Ø5/16")	12
H4		FLAT WASHER (Ø5/16")	12
H5		ALLEN KEY (M4)	1
H6		L - BRACKET	4
H7		SCREW (M3.5* 5/8")	4

**NOTE:** If needed, only part H1 - H7 are available for replacement.



**COMPLETED ROUND END TABLE**  
**ASSEMBLY**

**United Wood Products, Inc. Customer Service Contact Information:**

Toll Free Phone Number: 1-800-458-7212

Email: [consumercare@ufifurniture.com](mailto:consumercare@ufifurniture.com)

Website: [www.unitedfurnitureindustries.com](http://www.unitedfurnitureindustries.com)

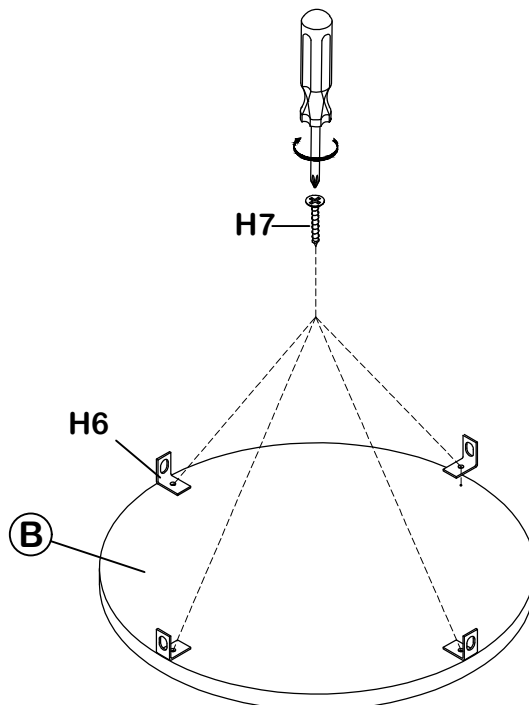
**PLEASE NOTE:** With use, screw may become loose & must be tightened periodically.

**MADE IN VIET NAM**

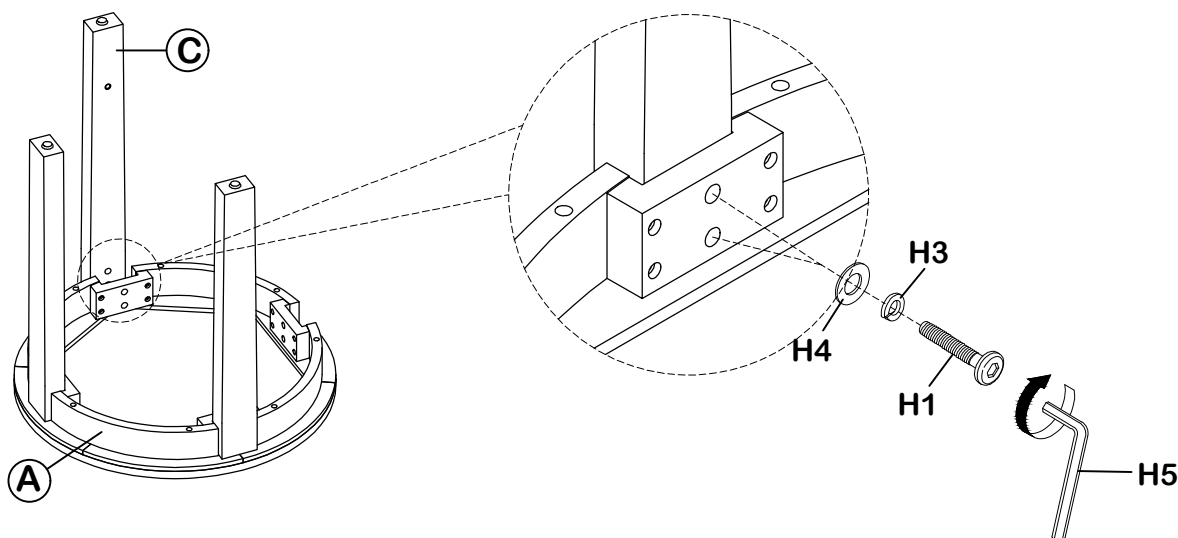
## ASSEMBLY INSTRUCTIONS

### STEP 1

“Please lay the bottom shelf on a soft, clean surface” to assemble



### STEP 2



**United Wood Products, Inc. Customer Service Contact Information:**

Toll Free Phone Number: 1-800-458-7212

Email: [consumercare@ufifurniture.com](mailto:consumercare@ufifurniture.com)

Website: [www.unitedfurnitureindustries.com](http://www.unitedfurnitureindustries.com)

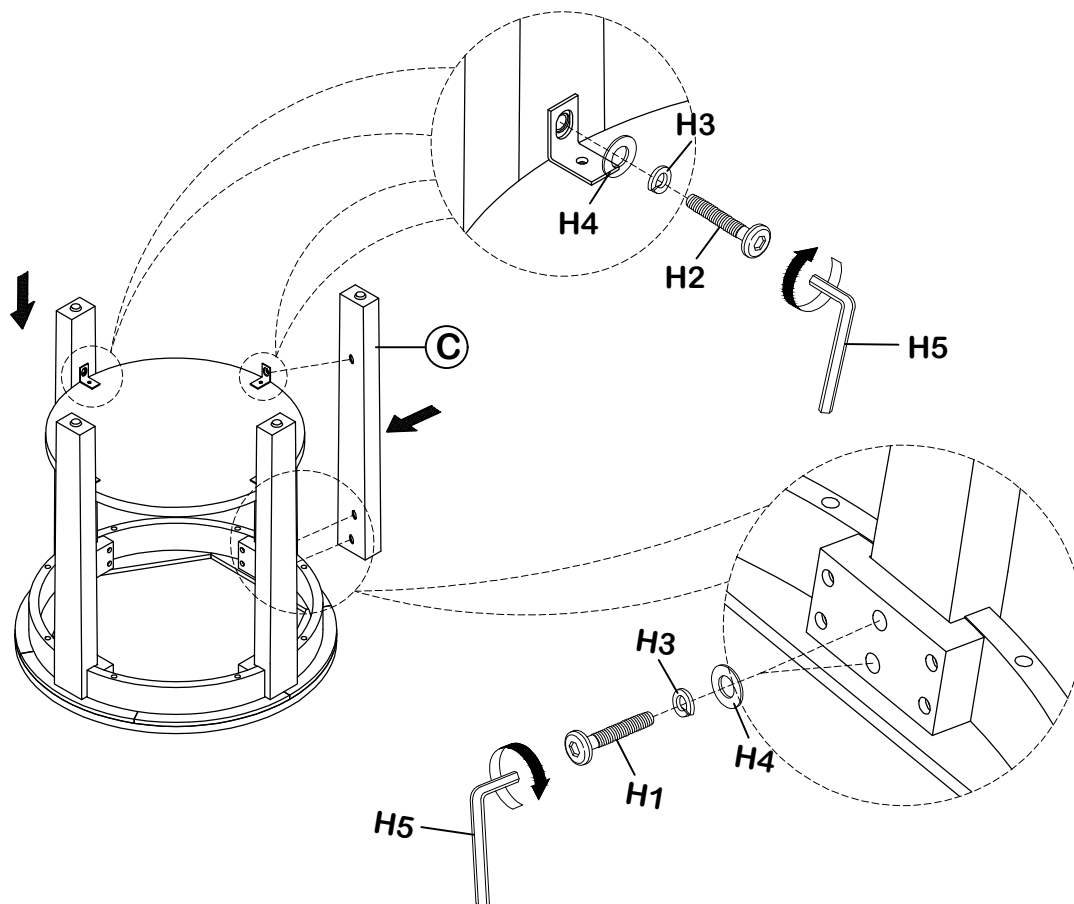
PLEASE NOTE: With use, screw may become loose & must be tightened periodically.

**MADE IN VIET NAM**

## ASSEMBLY INSTRUCTIONS


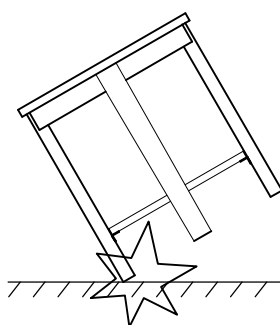
### STEP 3

“Please lay the table top on a soft, clean surface” to assemble



### STEP 4

**NOTE:** Do not let table stand on one leg when turning over the table.



**United Wood Products, Inc. Customer Service Contact Information:**

Toll Free Phone Number: 1-800-458-7212

Email: [consumercare@ufifurniture.com](mailto:consumercare@ufifurniture.com)

Website: [www.unitedfurnitureindustries.com](http://www.unitedfurnitureindustries.com)

**PLEASE NOTE:** With use, screw may become loose & must be tightened periodically.

**MADE IN VIET NAM**