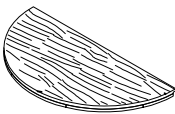
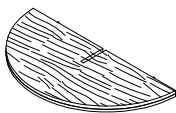

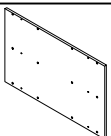







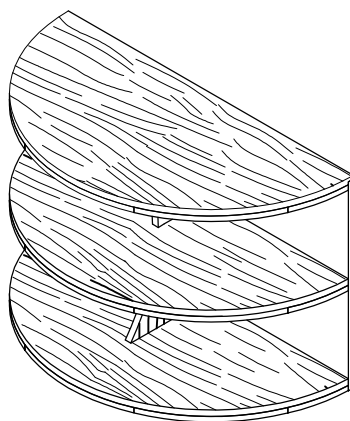
ASSEMBLY INSTRUCTIONS

7041-49 HALF ROUND CONSOLE TABLE PART LIST

PART	DRAWING	DESCRIPTION	QTY
A		TABLE TOP	1
B		CENTER SHELF	1
C		BOTTOM SHELF	1
D		BACK PANEL	1
E		VERTICAL PANEL	1

PART	DRAWING	DESCRIPTION	QTY
H1		LONG BOLT (Ø1/4" * 1-3/8")	16
H2		SPRING WASHER (Ø1/4")	16
H3		FLAT WASHER (Ø1/4")	16
H4		ALLEN KEY (M4)	1

NOTE: If needed, only part H1 - H4 are available for replacement.



**COMPLETED HALF ROUND CONSOLE TABLE
ASSEMBLY**

United Wood Products, Inc. Customer Service Contact Information:

Toll Free Phone Number: 1-800-458-7212

Email: consumercare@ufifurniture.com

Website: www.unitedfurnitureindustries.com

PLEASE NOTE: With use, screw may become loose & must be tightened periodically.

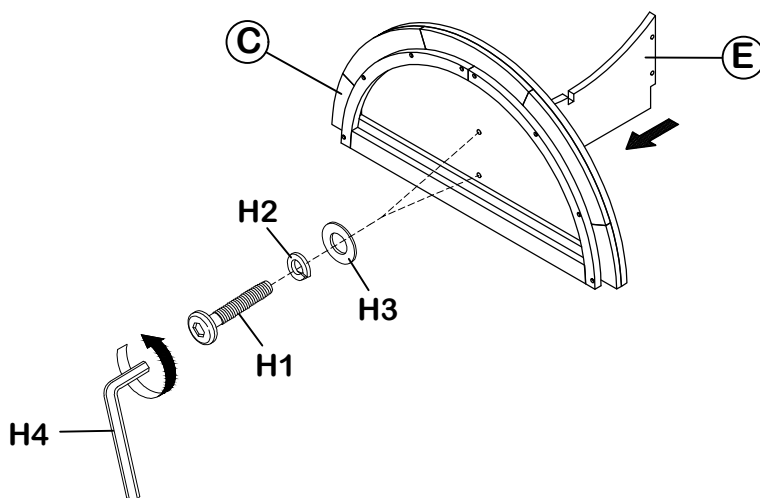
MADE IN VIET NAM



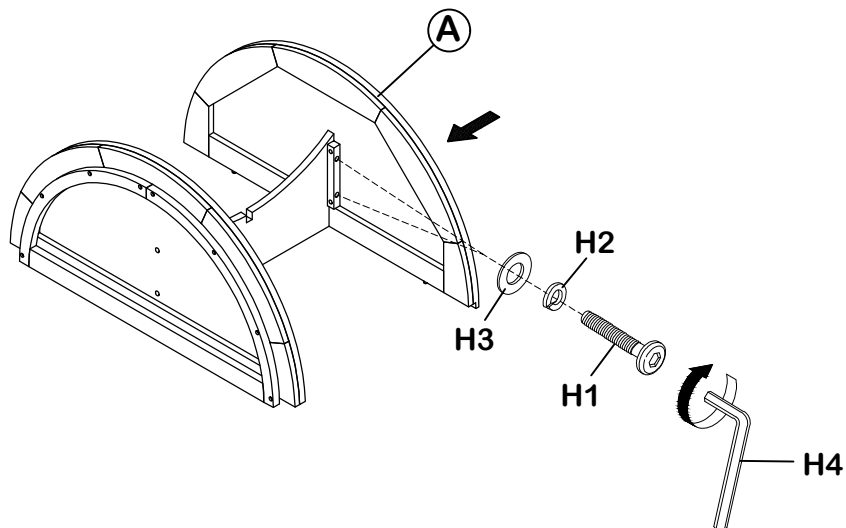
ASSEMBLY INSTRUCTIONS

STEP 1

"Please lay the table top on a soft, clean surface" to assemble



STEP 2



United Wood Products, Inc. Customer Service Contact Information:

Toll Free Phone Number: 1-800-458-7212

Email: consumercare@ufifurniture.com

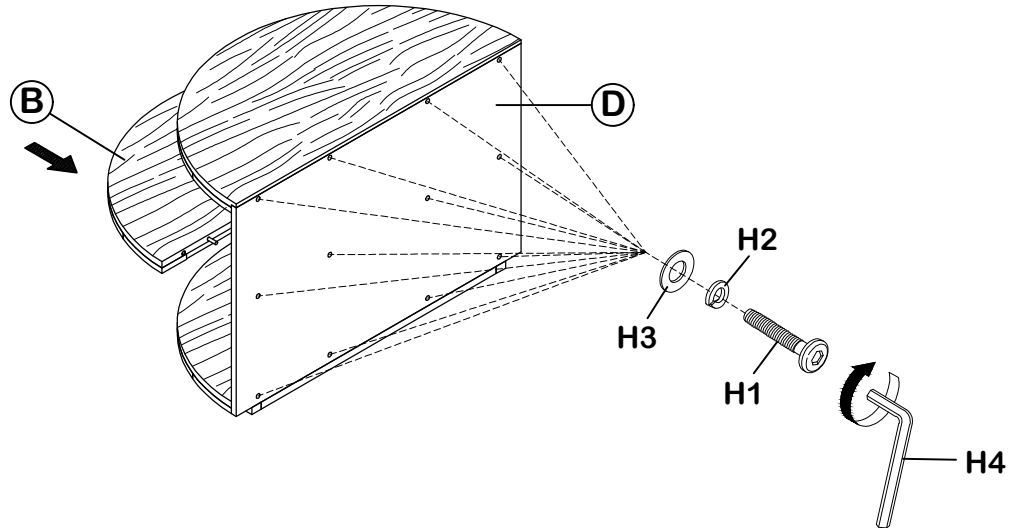
Website: www.unitedfurnitureindustries.com

PLEASE NOTE: With use, screw may become loose & must be tightened periodically.

MADE IN VIET NAM

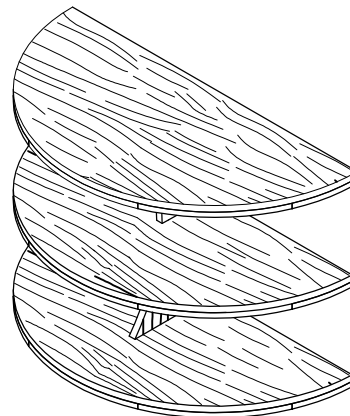
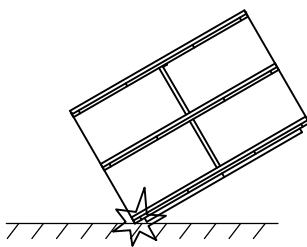
ASSEMBLY INSTRUCTIONS

STEP 3



STEP 4

NOTE: Do not let table stand on one leg when turning over the table.



United Wood Products, Inc. Customer Service Contact Information:

Toll Free Phone Number: 1-800-458-7212

Email: consumercare@ufifurniture.com

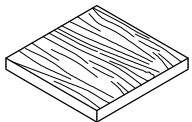
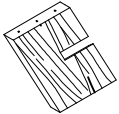
Website: www.unitedfurnitureindustries.com





PLEASE NOTE: With use, screw may become loose & must be tightened periodically.

MADE IN VIET NAM

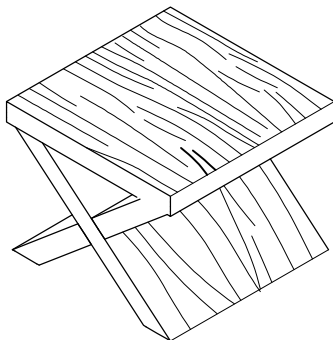
ASSEMBLY INSTRUCTIONS

7041-42 BUNCHING TABLE PART LIST

PART	DRAWING	DESCRIPTION	QTY
A		TABLE TOP	1
B		X - BASE	2

PART	DRAWING	DESCRIPTION	QTY
H1		LONG BOLT (Ø1/4" * 2")	6
H2		SPRING WASHER (Ø1/4")	6
H3		FLAT WASHER (Ø1/4")	6
H4		ALLEN KEY (M4)	1

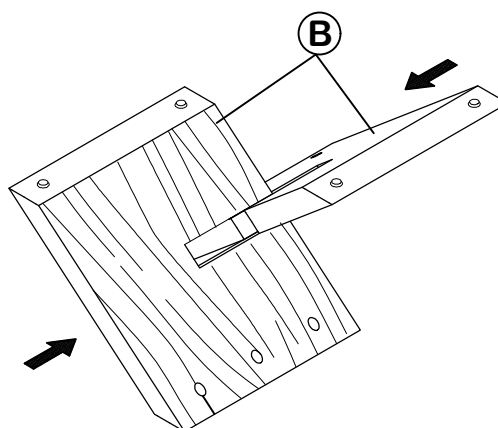
NOTE: If needed, only part H1 - H4 are available for replacement.



**COMPLETED BUNCHING TABLE
ASSEMBLY**

STEP 1

“Please lay the table base on a soft, clean surface” to assemble



United Wood Products, Inc. Customer Service Contact Information:

Toll Free Phone Number: 1-800-458-7212

Email: consumercare@ufifurniture.com

Website: www.unitedfurnitureindustries.com

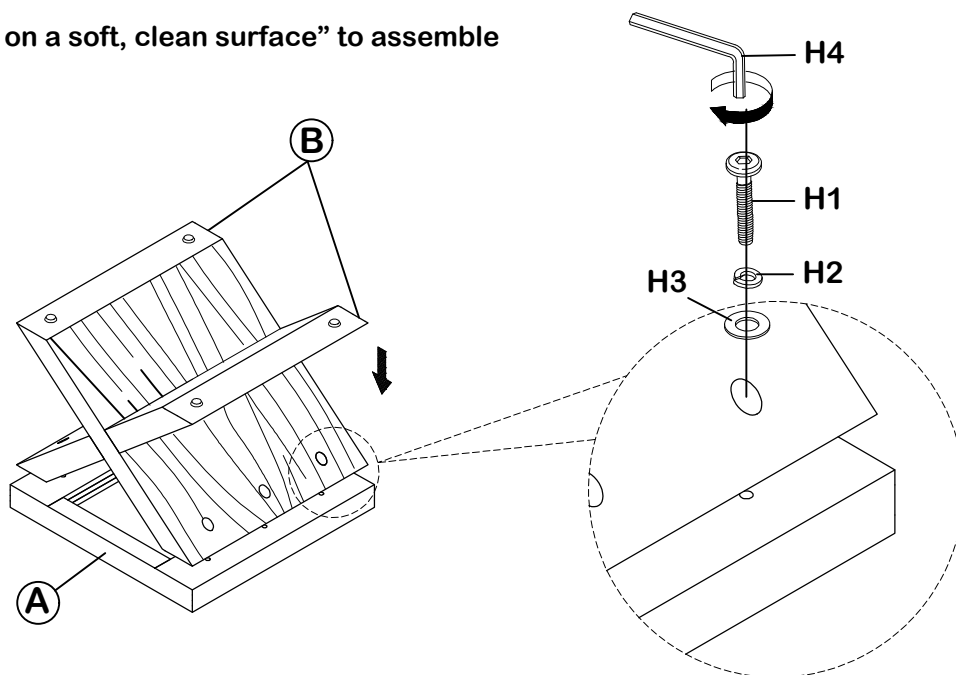
PLEASE NOTE: With use, screw may become loose & must be tightened periodically.

MADE IN VIET NAM

ASSEMBLY INSTRUCTIONS


STEP 2

“Please lay the table top on a soft, clean surface” to assemble



STEP 3

NOTE: Do not let table stand on one leg when turning over the table.



United Wood Products, Inc. Customer Service Contact Information:

Toll Free Phone Number: 1-800-458-7212

Email: consumercare@ufifurniture.com

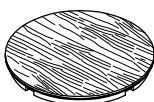
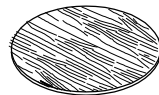
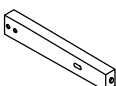
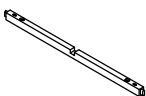
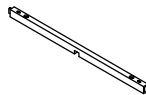
Website: www.unitedfurnitureindustries.com







PLEASE NOTE: With use, screw may become loose & must be tightened periodically.

MADE IN VIET NAM

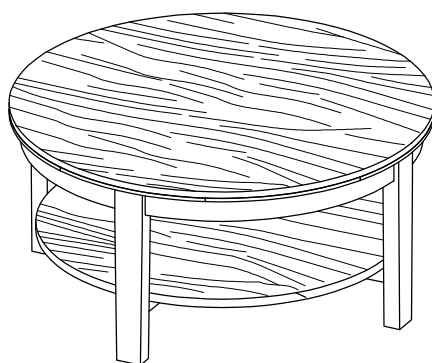
ASSEMBLY INSTRUCTIONS

7041-45 ROUND COCKTAIL TABLE PART LIST

PART	DRAWING	DESCRIPTION	QTY
A		TABLE TOP	1
B		BOTTOM SHELF	1
C		LEGS	4
D		UPPER STRETCHER	1
E		LOWER STRETCHER	1

PART	DRAWING	DESCRIPTION	QTY
H1		BIG BOLT (Ø5/16" * 1-3/4")	8
H2		SMALL BOLT (Ø1/4" * 1-3/4")	4
H3		SPRING WASHER (Ø5/16")	12
H4		FLAT WASHER (Ø5/16")	12
H5		ALLEN KEY (M4)	1
H6		SCREW (M4* 1-1/2")	4

NOTE: If needed, only part H1 - H6 are available for replacement.



COMPLETED ROUND COCKTAIL TABLE
ASSEMBLY

United Wood Products, Inc. Customer Service Contact Information:

Toll Free Phone Number: 1-800-458-7212

Email: consumercare@ufifurniture.com

Website: www.unitedfurnitureindustries.com

PLEASE NOTE: With use, screw may become loose & must be tightened periodically.

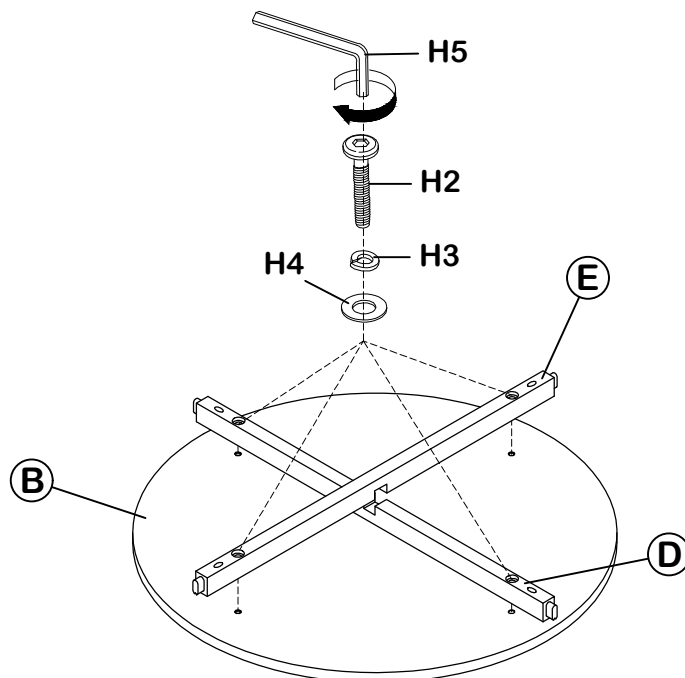
MADE IN VIET NAM



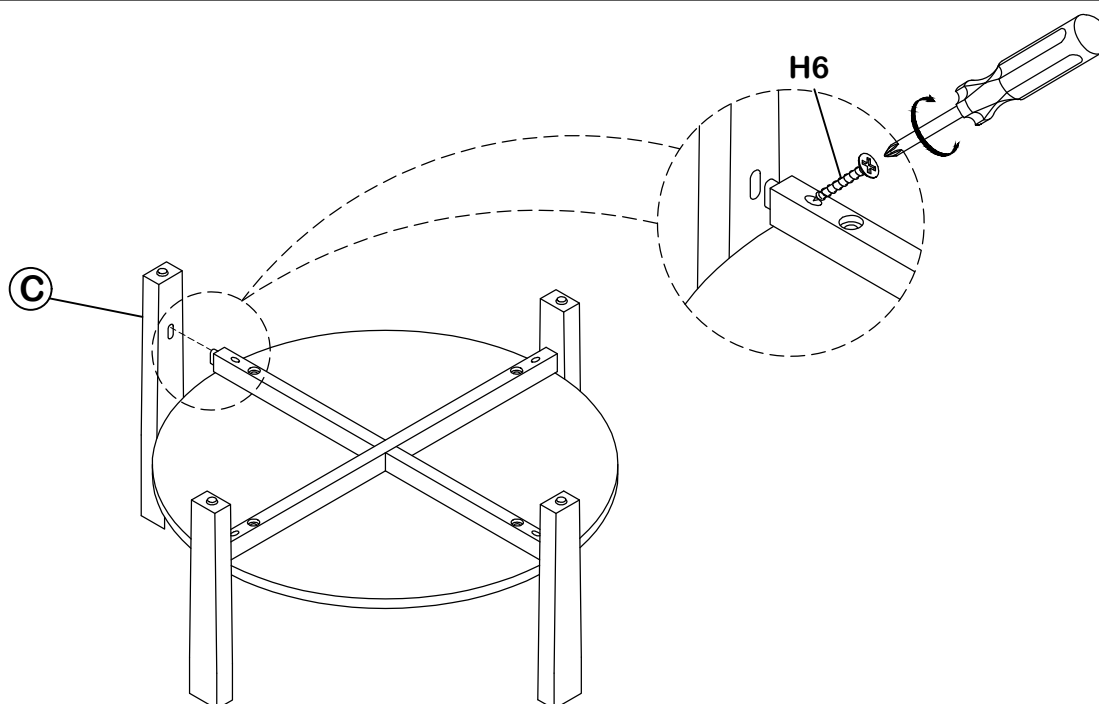
ASSEMBLY INSTRUCTIONS

STEP 1

“Please lay the bottom shelf on a soft, clean surface” to assemble



STEP 2



United Wood Products, Inc. Customer Service Contact Information:

Toll Free Phone Number: 1-800-458-7212

Email: consumercare@ufifurniture.com

Website: www.unitedfurnitureindustries.com

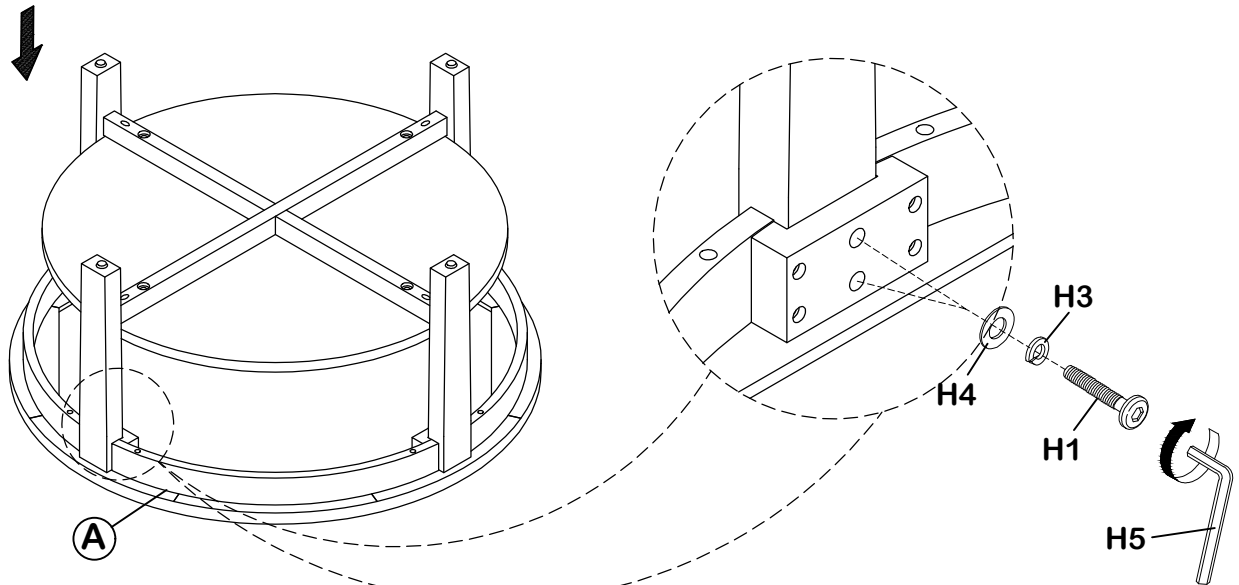
PLEASE NOTE: With use, screw may become loose & must be tightened periodically.

MADE IN VIET NAM

ASSEMBLY INSTRUCTIONS

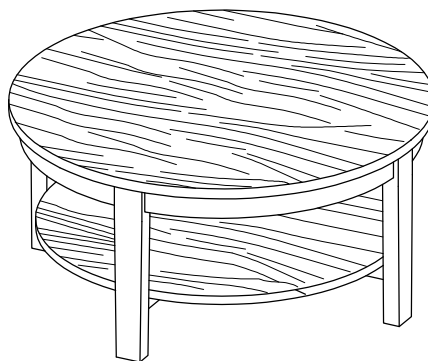
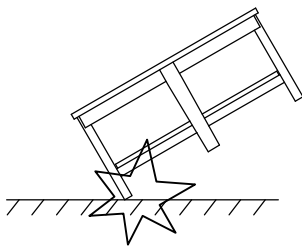
STEP 3

“Please lay the table top on a soft, clean surface” to assemble



STEP 4

NOTE: Do not let table stand on one leg when turning over the table.



United Wood Products, Inc. Customer Service Contact Information:

Toll Free Phone Number: 1-800-458-7212

Email: consumercare@ufifurniture.com

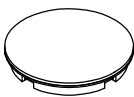

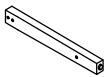
Website: www.unitedfurnitureindustries.com








PLEASE NOTE: With use, screw may become loose & must be tightened periodically.

MADE IN VIET NAM


ASSEMBLY INSTRUCTIONS

7041-47 ROUND END TABLE PART LIST

PART	DRAWING	DESCRIPTION	QTY
A		TABLE TOP	1
B		BOTTOM SHELF	1
C		LEGS	4

PART	DRAWING	DESCRIPTION	QTY
H1		BIG BOLT (Ø5/16" * 1-5/8")	8
H2		SMALL BOLT (Ø1/4" * 1-2/8")	4
H3		SPRING WASHER (Ø5/16")	12
H4		FLAT WASHER (Ø5/16")	12
H5		ALLEN KEY (M4)	1
H6		L - BRACKET	4
H7		SCREW (M3.5* 5/8")	4

NOTE: If needed, only part H1 - H7 are available for replacement.



COMPLETED ROUND END TABLE
ASSEMBLY

United Wood Products, Inc. Customer Service Contact Information:

Toll Free Phone Number: 1-800-458-7212

Email: consumercare@ufifurniture.com

Website: www.unitedfurnitureindustries.com

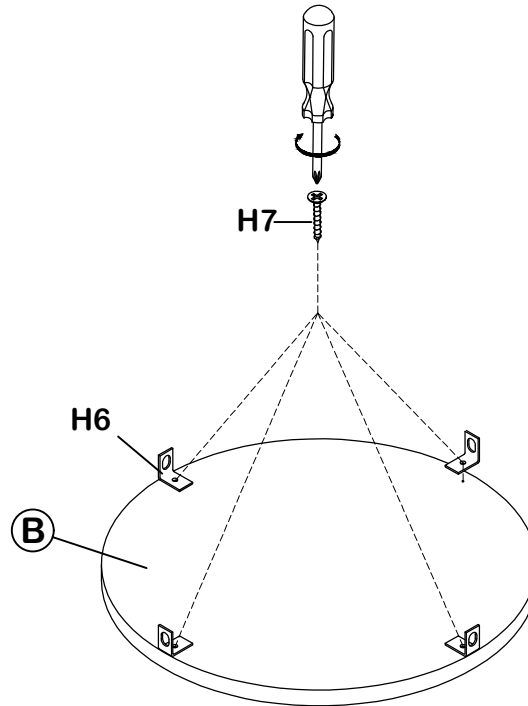
PLEASE NOTE: With use, screw may become loose & must be tightened periodically.

MADE IN VIET NAM

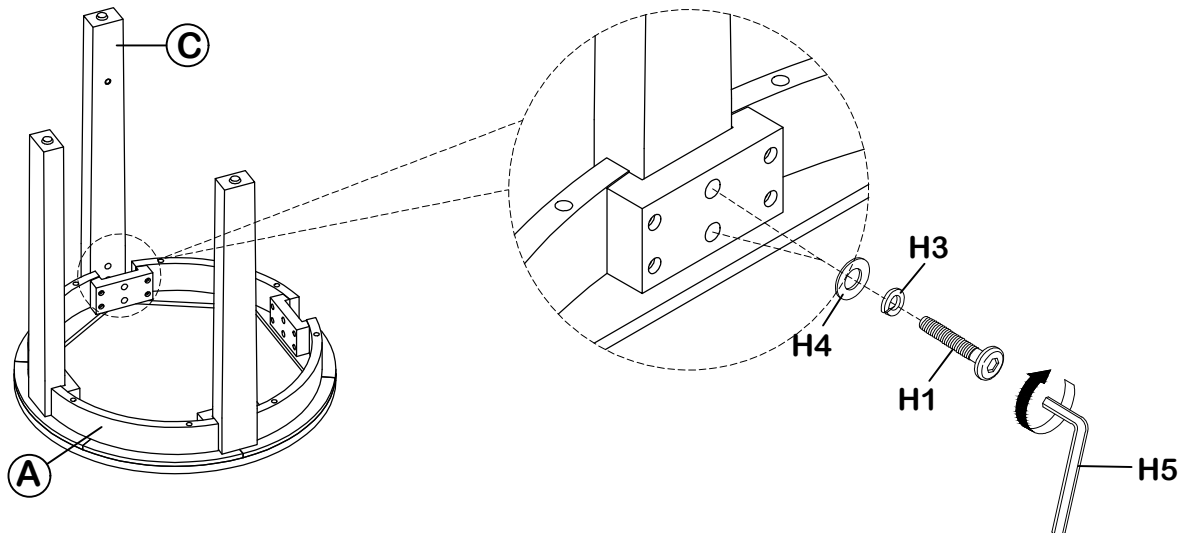
ASSEMBLY INSTRUCTIONS

STEP 1

“Please lay the bottom shelf on a soft, clean surface” to assemble



STEP 2



United Wood Products, Inc. Customer Service Contact Information:

Toll Free Phone Number: 1-800-458-7212

Email: consumercare@ufifurniture.com

Website: www.unitedfurnitureindustries.com

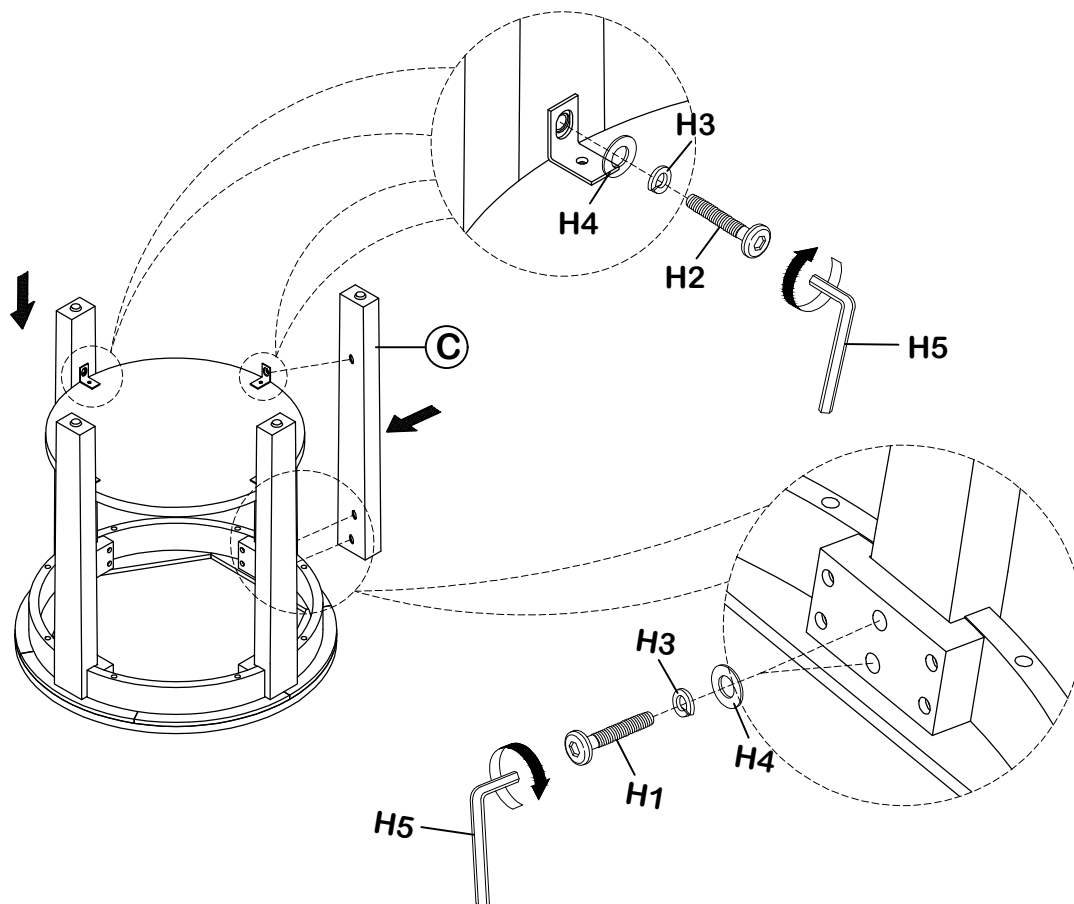
PLEASE NOTE: With use, screw may become loose & must be tightened periodically.

MADE IN VIET NAM

ASSEMBLY INSTRUCTIONS


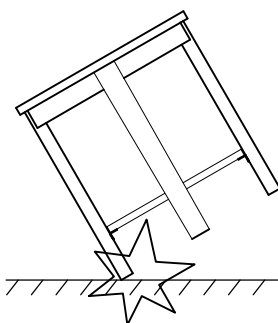
STEP 3

“Please lay the table top on a soft, clean surface” to assemble



STEP 4

NOTE: Do not let table stand on one leg when turning over the table.



United Wood Products, Inc. Customer Service Contact Information:

Toll Free Phone Number: 1-800-458-7212

Email: consumercare@ufifurniture.com

Website: www.unitedfurnitureindustries.com

PLEASE NOTE: With use, screw may become loose & must be tightened periodically.

MADE IN VIET NAM