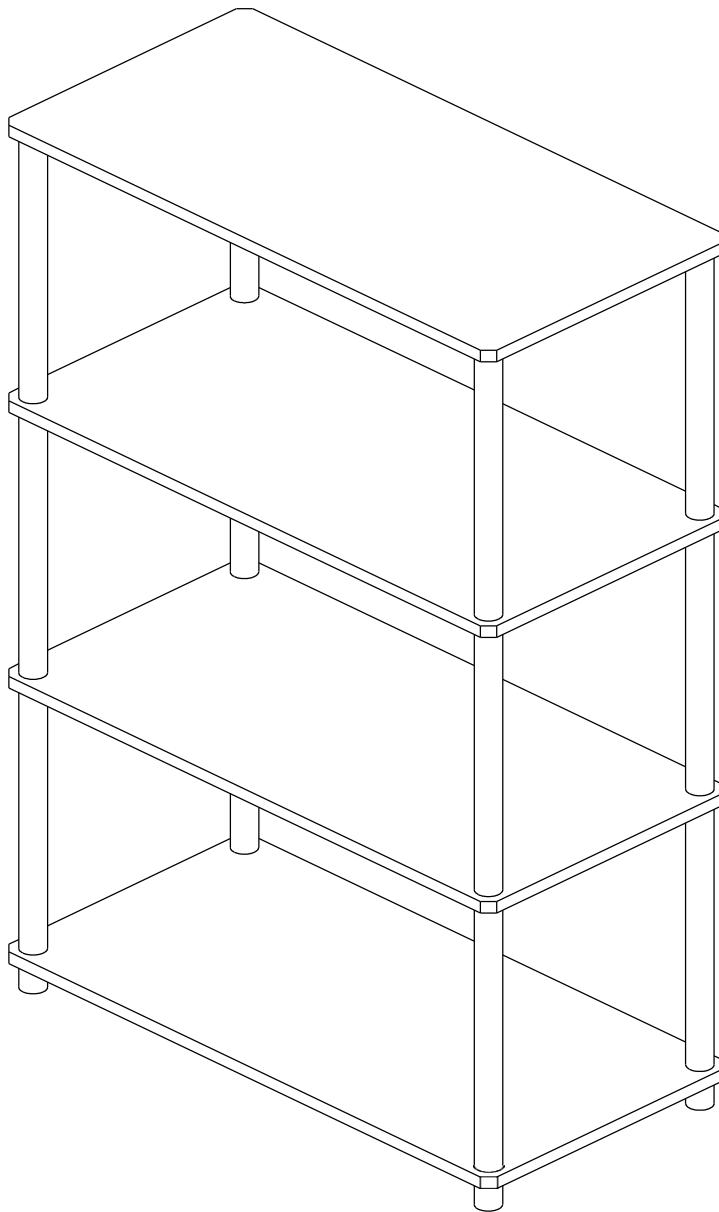



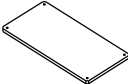
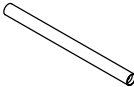

ASSEMBLY INSTRUCTION FOR ACME FURNITURE

MODEL# 92735 92737 92739


Thank you for purchasing the quality product. Be sure to check all packing material carefully for small parts which may have come loose inside the carton during shipment. Separate, identify and count all parts and metal hardware. Compare with all parts list to be sure all parts are present. If any part(s) are missing or damaged, please contact your local furniture dealer. For efficient and speedy service, please indicate the model number and code letter of part(s) needed.




**** Do not fully tighten screws until fully assembled *****

COMPONENT PARTS		
DESCRIPTION	PART NAME	QTY(PCS)
①	SHELF TOP 	1
②	SHELF PANEL 	3
③	ROUND TUBE 	12
④	PIPE PLUG 	4

HARDWARE REQUIRED

Ⓐ  HANGER BOLTS M6x55MM 12 PCS

Ⓑ  HANGER BOLTS M6x1-1/4" 4 PCS

Attention

***Some number parts listed on the instruction sheet may not be in parts bag as they may already be assembled. Carefully check parts and packing materials prior to ordering replacements.

