

ASSEMBLY INSTRUCTIONS

KENNECOTT 10FT X 10FT GAZEBO

ITEM#: IT20419

SKU# 810559755



WARNING: KEEP ALL FLAME AND HEAT SOURCES AWAY FROM THIS TENT FABRIC.

This tent meets the flammability requirements of CPAI-84. The fabric may burn if left in continuous contact with any flame source. The application of any foreign substance to the tent fabric may render the flame-resistant properties ineffective.

STOP!

Missing A Part? No Need To Go Back To The Store!

The store where you made your purchase does not stock parts for this item.

If you need parts, whether they are missing or damaged.

Please email: support@aceevert.com along with proof of purchase.

Toll Free Customer Service Hotline at: (877) 980-6928

- Monday through Friday 7:30am until 4:30pm PST -

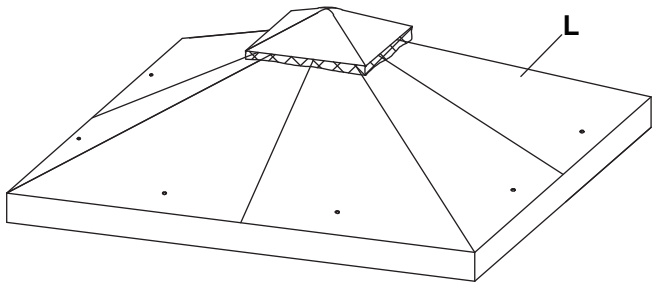
WARNINGS:



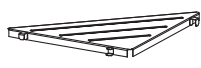



Please read all instruction before assembly and use:

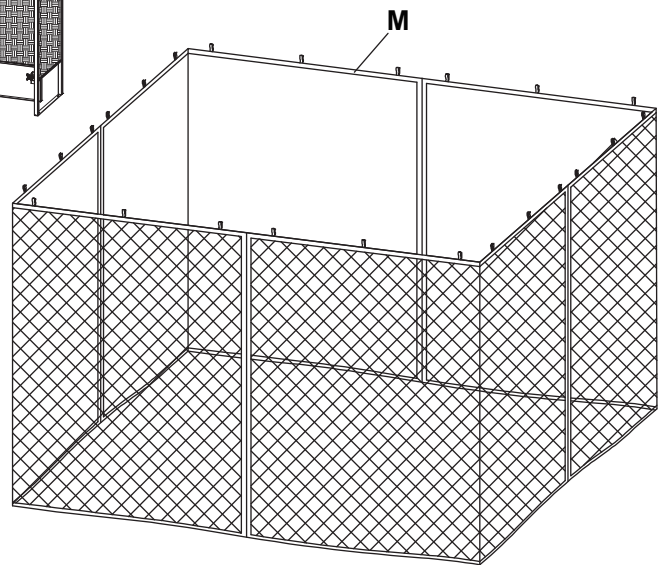
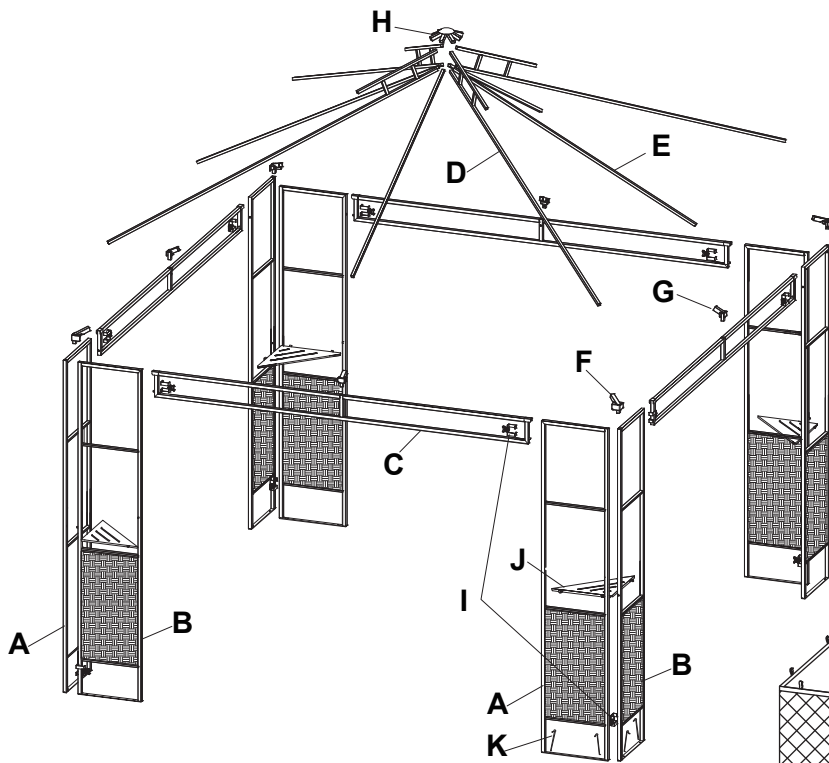
- 1.Assemble on level ground.
- 2.This unit is heavy. Do not assembly this item alone. 2-4 people are recommended for safe assembly.
- 3.Some parts may contain sharp edges. When assembling and using this product, basic safety precautions should always be followed to reduce the risk of personal injury and damage to the product.
- 4.Keep all children and pets away from assembly area. Children and pets should be supervised when they are in the area of the Gazebo construction.
- 5.Keep assembly area at least 6 feet from any obstruction such as a fence, garage, house, overhanging branches, laundry line or electrical wires.
- 6.Check all parts described in the Parts List before assembly. During the process of unpacking and assembly, please ensure that all the parts labels(stickers) are always kept on the parts. Any part that appears damaged should be carefully checked to determine that it can be assembled properly and perform its intended function. Any part that is damaged should be properly replaced or repaired by Customer Service. **If you need parts, whether they are missing or damaged. Please email: support@aceevert.com along with proof of purchase. Toll Free Customer Service Hotline at: (877) 980-6928 Monday through Friday 7:30am until 4:30pm PST. We will be glad to assist you.**

7 5 F 9 ' 5 B 8 ' A 5 - B H 9 B 5 B 7 9 .

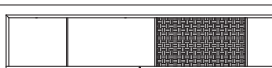
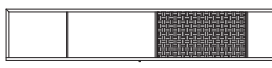
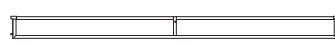




- 1.Inspect and tighten all bolts and fasteners on a regular basis to ensure the proper performance and safety of your product.
- 2.In order to prolong the life and beauty of your gazebo, we recommend that it be stored in a dry and protected area during off season periods.
- 3.Be careful to never allow water to build up in the frames as this will cause corrosion and freeze damage in cold climates.
- 4.Wash all frames with a solution of mild soap and water. Rinse with clean water and dry with a soft absorbent cloth towel. Frames can be treated with a liquid wax for maximum protection against UV rays and/or salty, damp air.
- 5.If your set includes cushions, slings, and/or an umbrella they may be cleaned by hand with a solution of soap and water with a clean water rinse. (Never machine wash cushions, slings or umbrella covers as this will result in shrinkage or damage).
- 6.After cleaning fabric tip on end and allow to drip dry. (Never use a commercial or home dryer to tumble dry fabric goods).
- 7.Do not use bleach or solvents to clean any product! This will void the warranty.



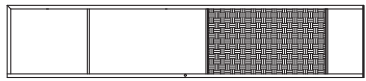
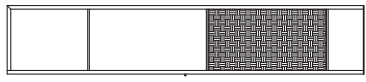


Description	No.	Qty	Picture
Hub	H	1	
Clamp	I	12	
Shelf	J	4	
Peg	K	16	
Canopy	L	1	
Mosquito net	M	1	

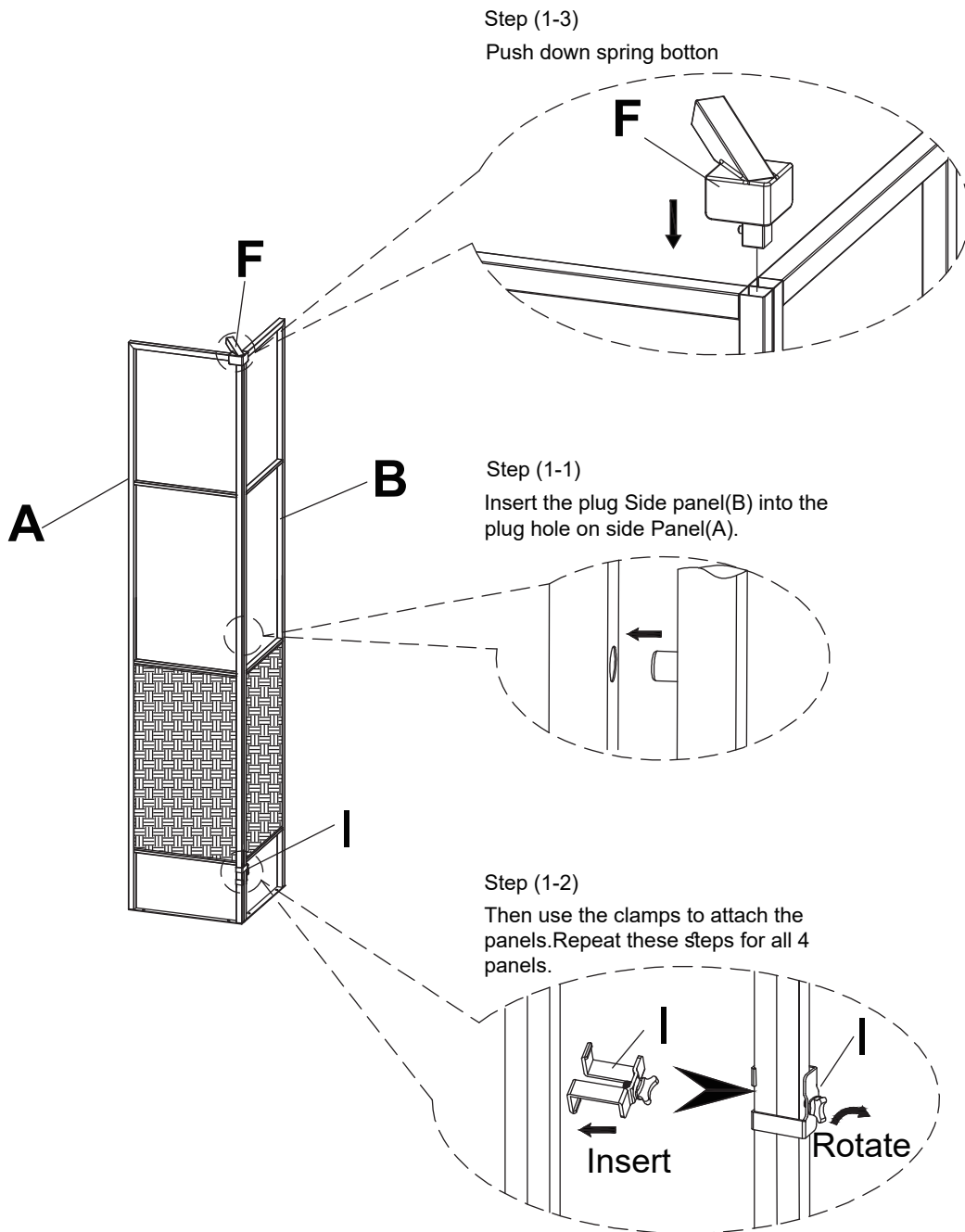


Parts List

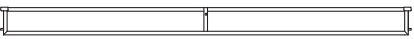


Description	No.	Qty	Picture
Side panel	A	4	
Side panel	B	4	
Crossbeam	C	4	
Rib	D	4	
Rib	E	4	
Corner connector	F	4	
Middle connector	G	4	

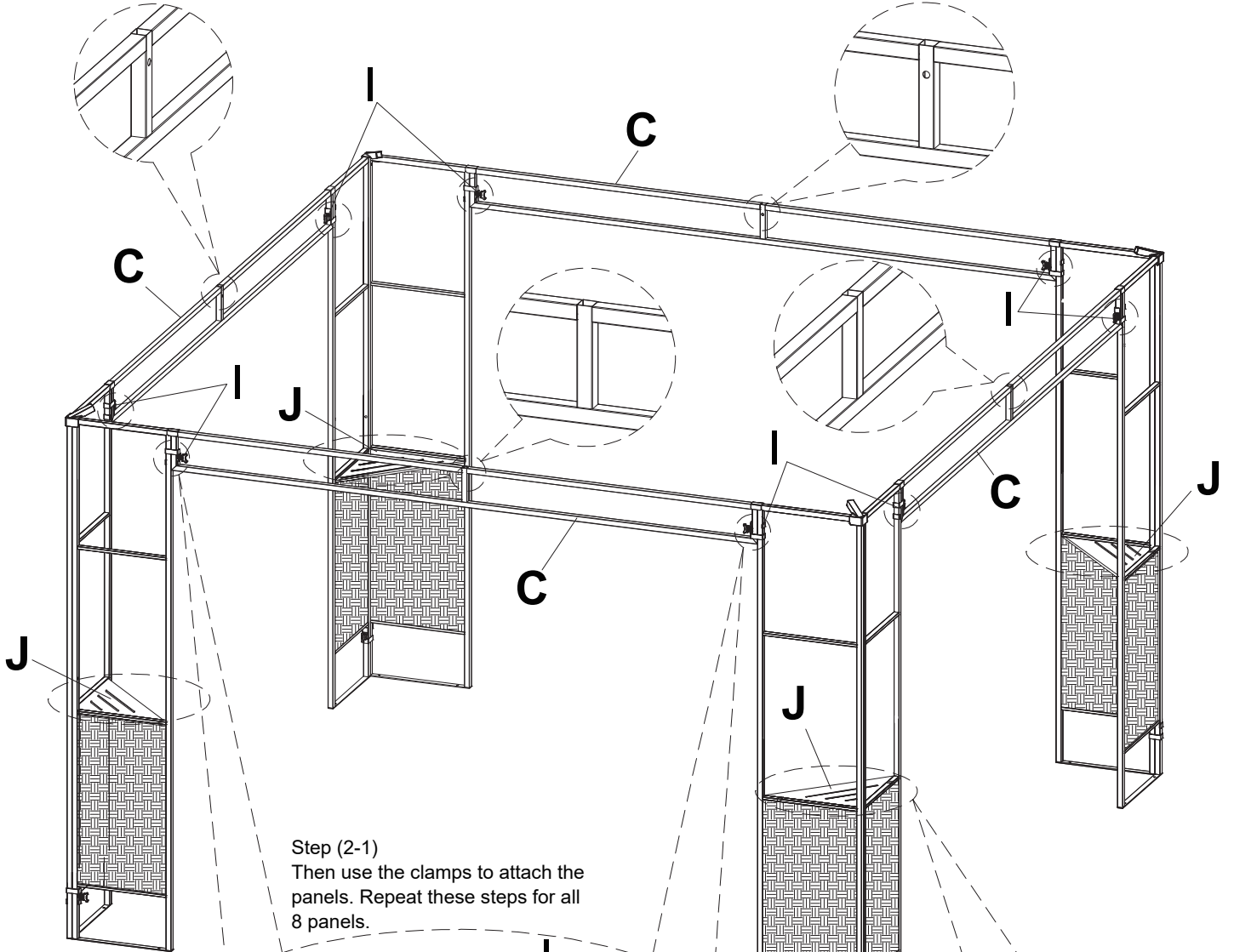
Step 1

Hardware Used			
A	Side panel	x4	
B	Side panel	x4	
F	Corner connector	x4	
I	Clamp	x4	

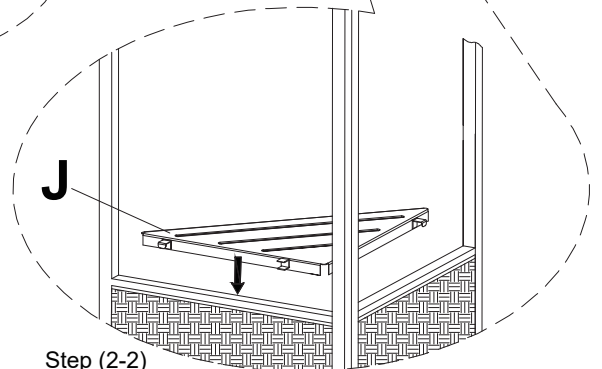
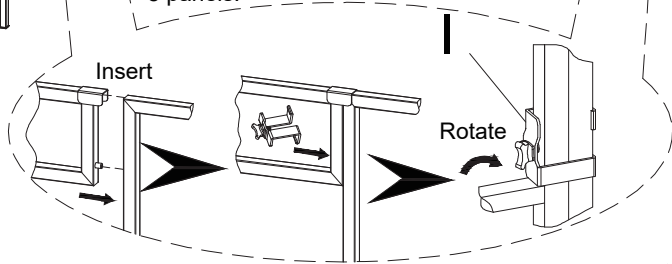


Step 2

Hardware Used			
C	Crossbeam	x4	
I	Clamp	x8	
J	Shelf	x4	





Step (2-1)
Then use the clamps to attach the panels. Repeat these steps for all 8 panels.

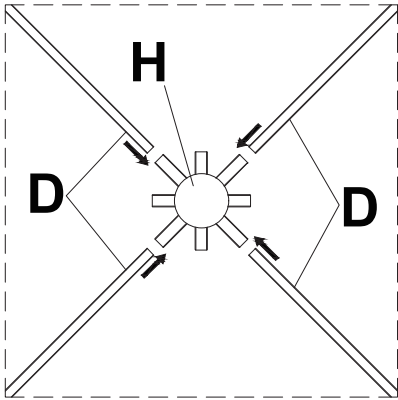
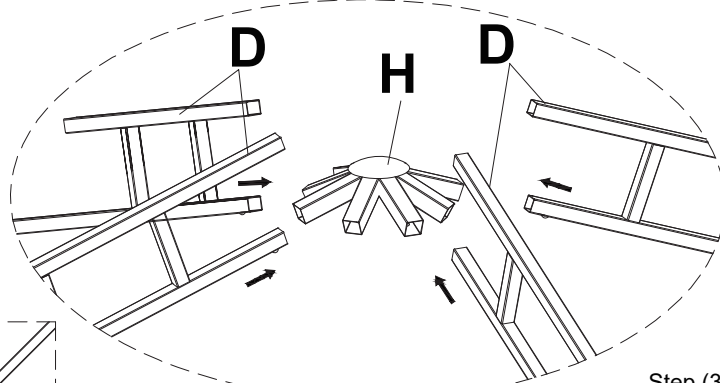


Step (2-2)
Put the shelves on the panels in between of each corner.

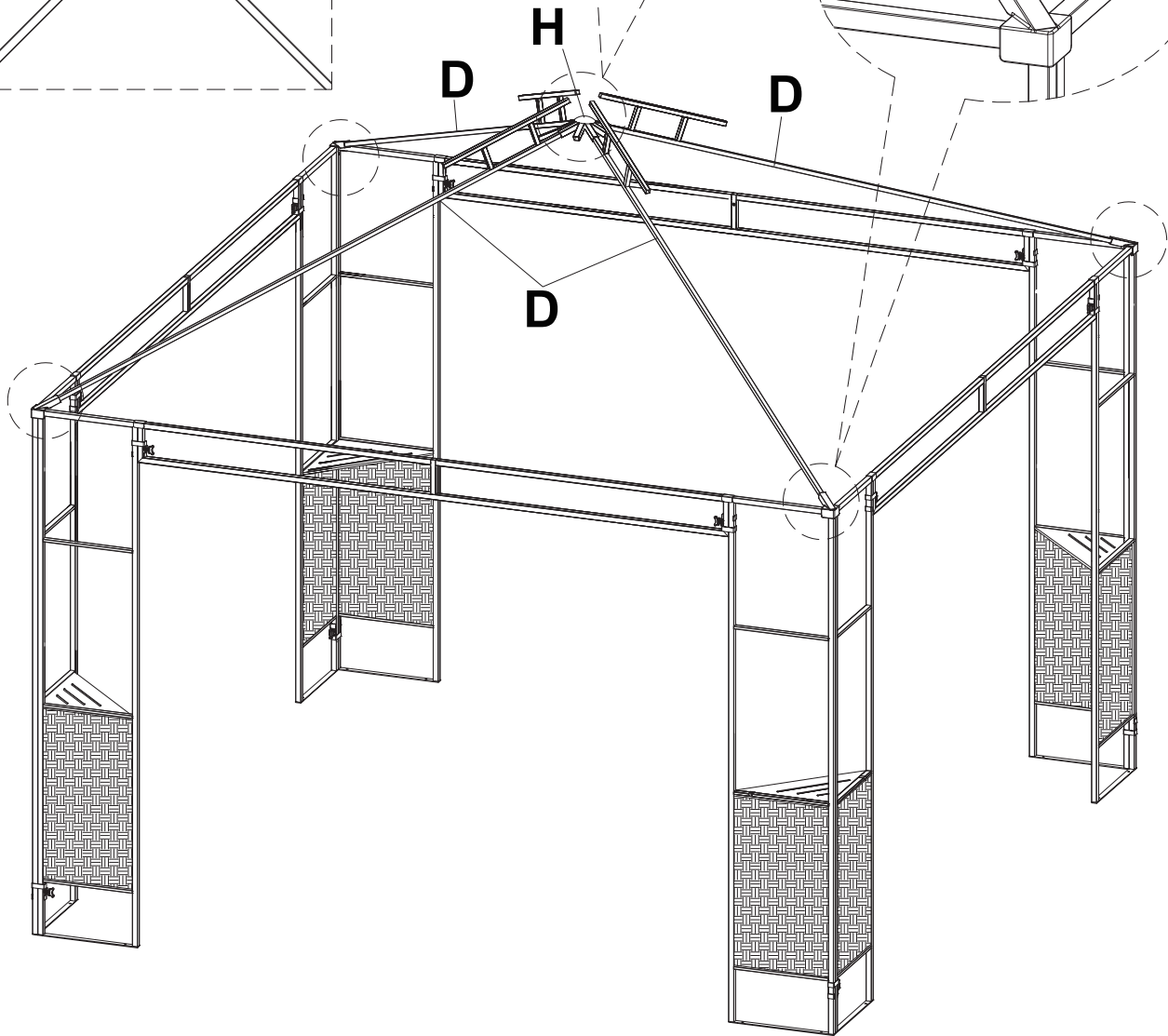
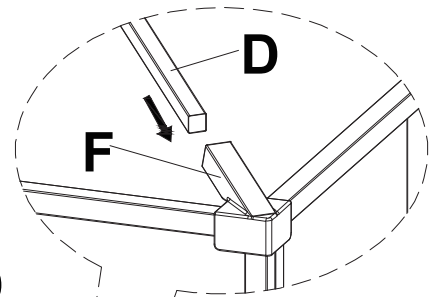
Step 3

Hardware Used			
D	Rib	x4	
H	Hub	x1	



Step (3-1)
Push down spring bottom

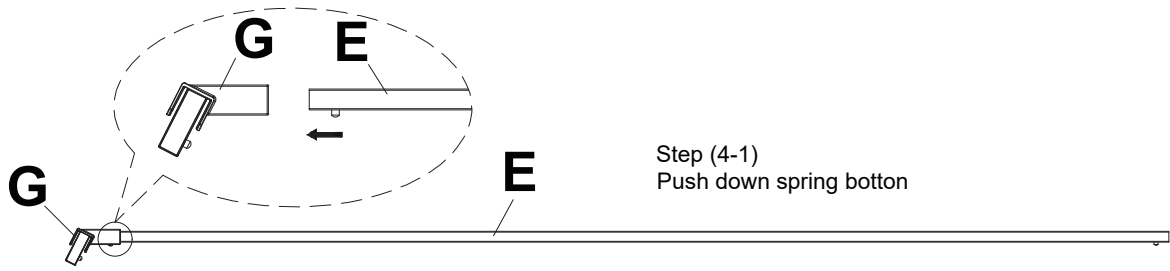


Step (3-2)
Push down spring bottom



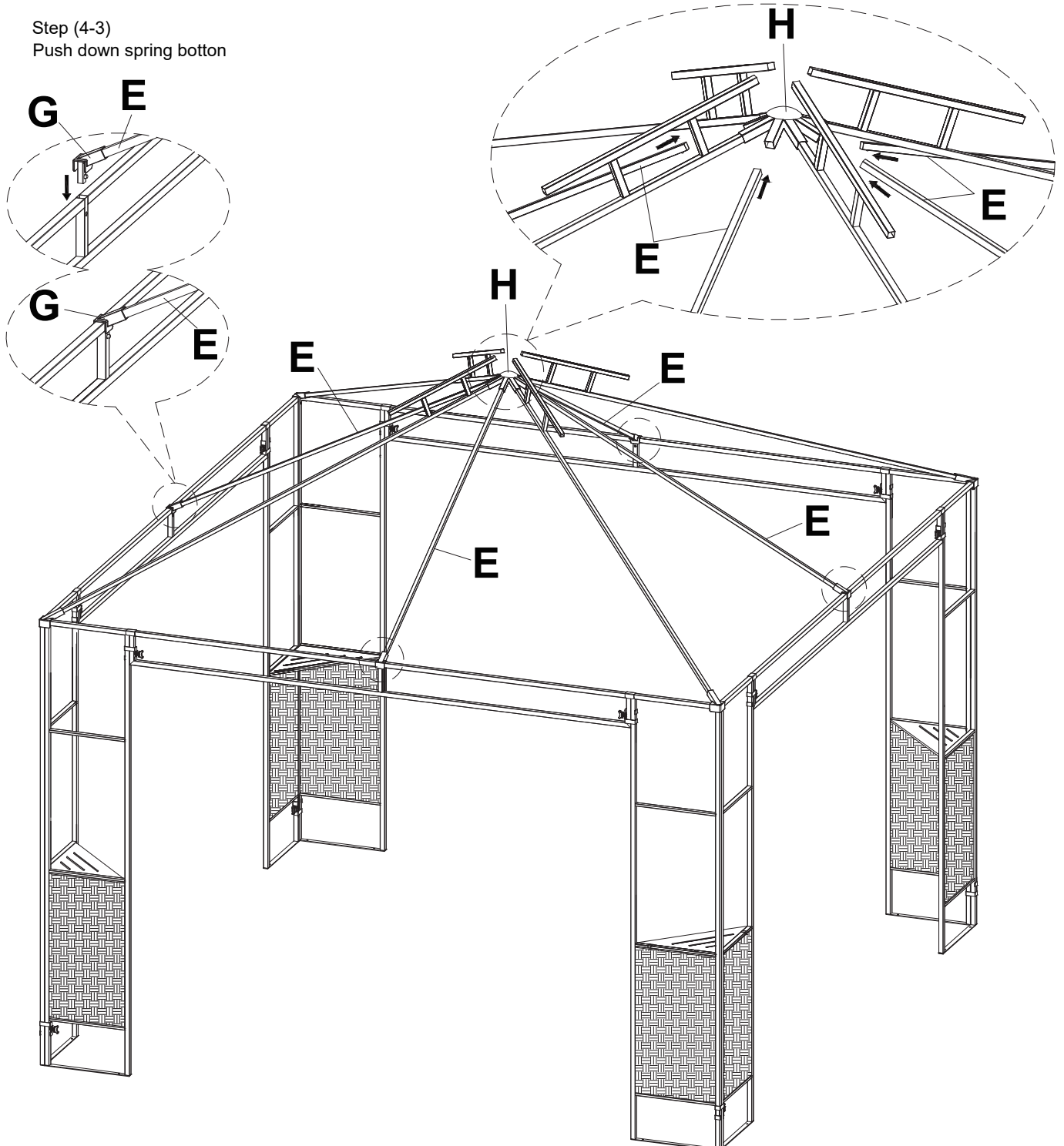
Step 4

Hardware Used			
E	Rib	x4	
G	Middle connector	x4	

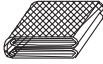


Step (4-2)
Push down spring bottom

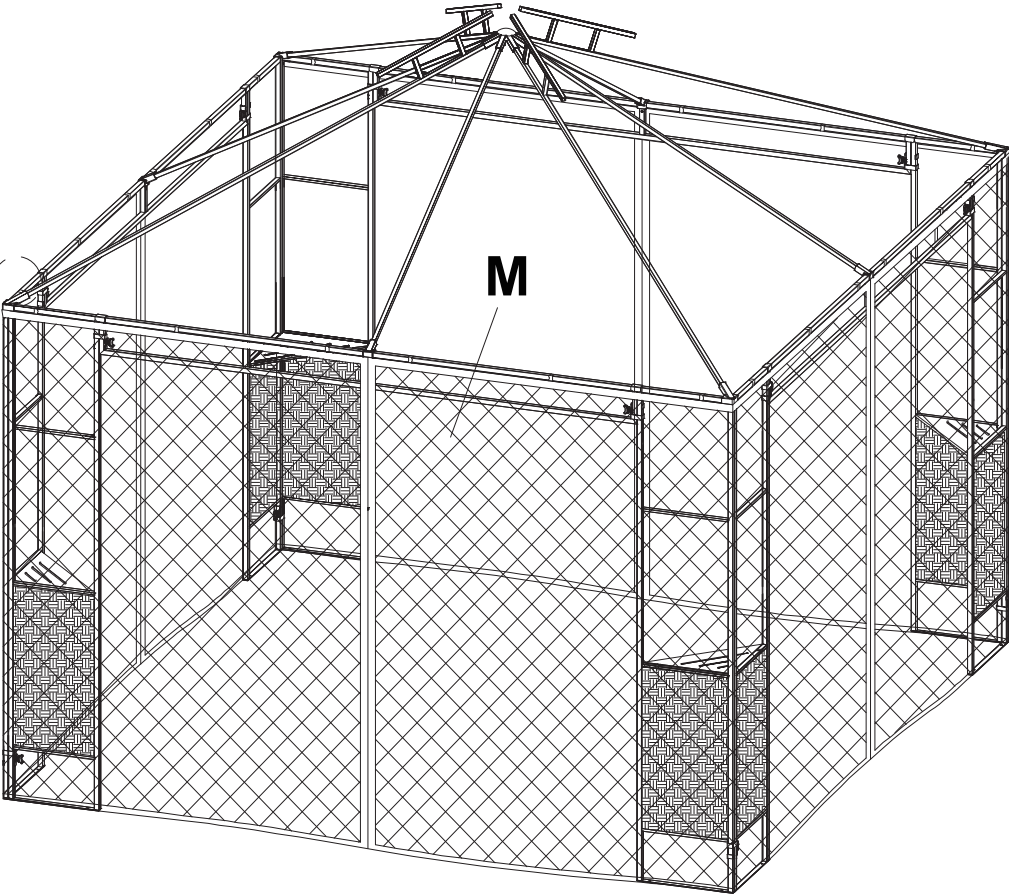
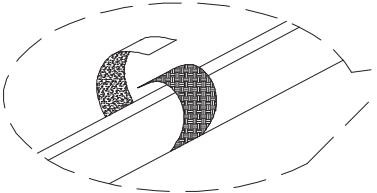
Step (4-3)
Push down spring bottom



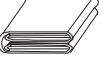

Step 5

Hardware Used			
M	Mosquito net	x1	

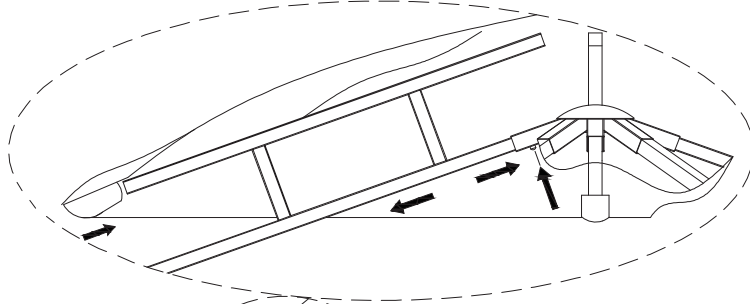
Step (5-1)



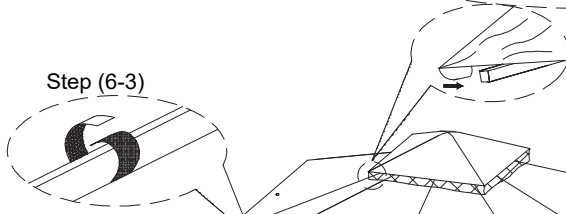
Step 6

Hardware Used			
L	Canopy	x1	
K	Peg	x16	

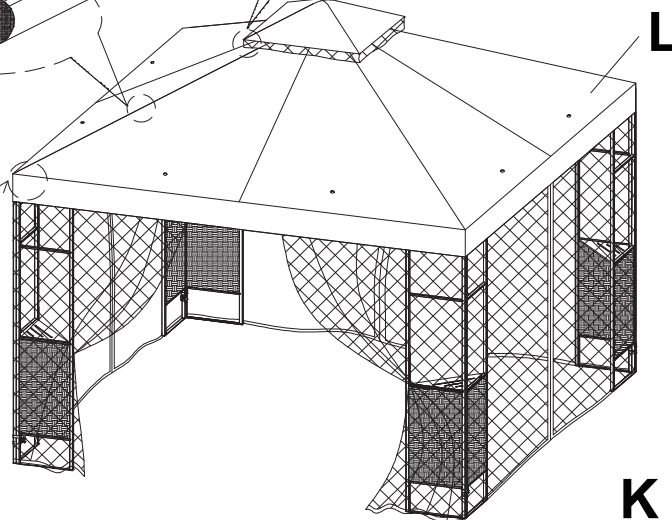
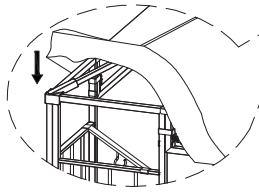
Step (6-1)
Put the small canopy(L)
onto ribs.



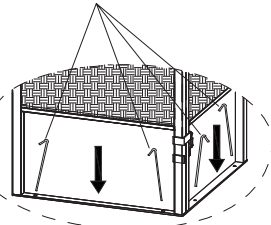
Step (6-3)



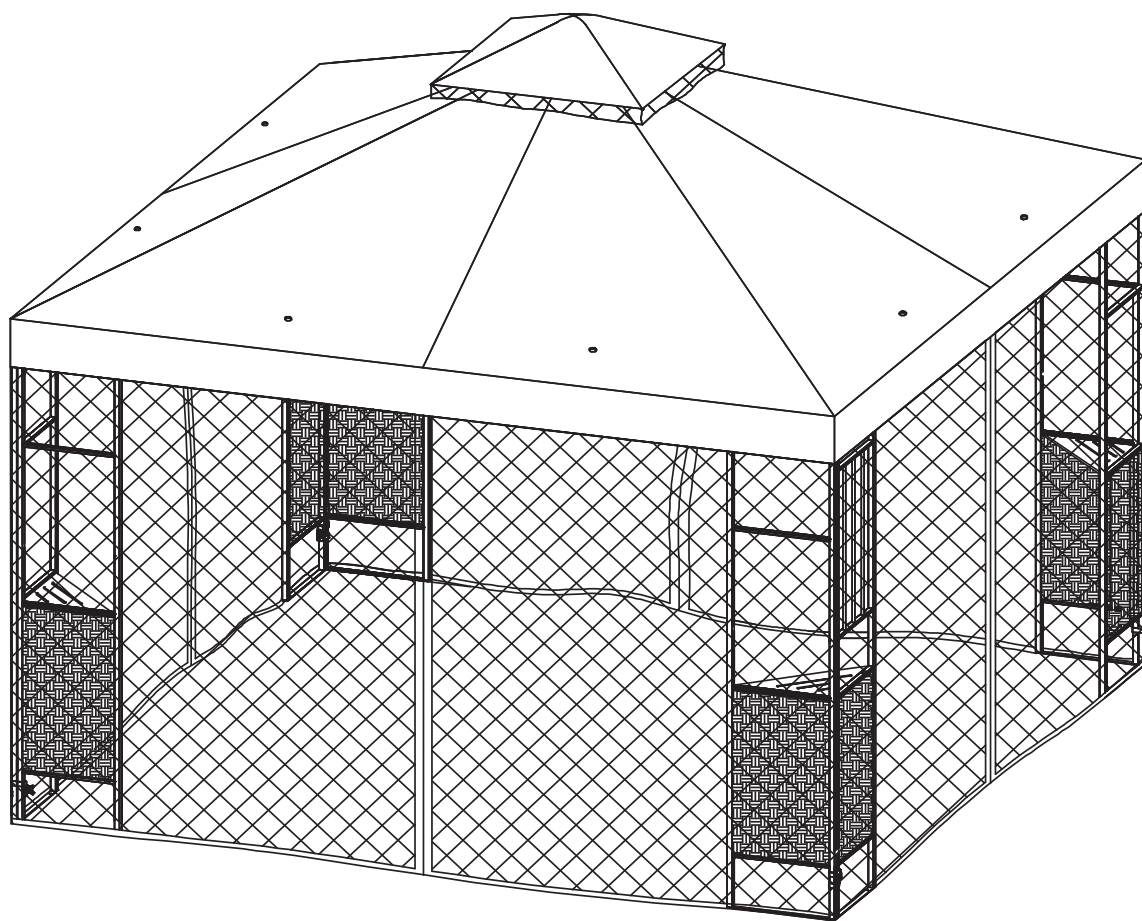
Step (6-2)



K



Step (6-4)
Making certain that the pavilion is square;
Spread the cover out over the top of the
Gazebo. Pull it tight and bring it down over
the top porting of the side panels at each
corner. Secure gazebo to the ground with
pegs(K).



WARRANTY:

1 YEAR LIMITED WARRANTY

For a period of one (1) year after date of purchase, the Manufacturer will either repair or replace defective components in accordance with this Limited Warranty. This warranty is between the Manufacturer and the original purchaser and is valid only when accompanied by the original purchaser's sales receipt showing original date of purchase and location of purchase. Replacements under this warranty revert back to the date of original purchase for future warranty.

The Manufacturer or its authorized dealer can accept or reject warranty claims based on its findings. This warranty applies in normal residential use only and is not intended for commercial use. The Manufacturer can make substitutions as required of materials, components, and subcomponents of comparable value and utility. This warranty is limited to product repair or replacement (to be determined solely by the Manufacturer). Warranty return is limited to only the single affected component. It remains the customer's responsibility for freight and packaging charge to and from our service center.

This limited warranty covers only manufacturing defects and does not cover normal wear and tear, damage due to acts of nature (such as, but not limited to freezing or high winds), abuse or misuse, including chemical damage from suntan oil or other chemicals, exposure to extreme heat or cold, abrasion or excessive weight. This product is intended to be used in standard installations only.

Proper maintenance of your product is required to support the benefits of this warranty. This warranty is void if the product is not used for its intended purpose. The Manufacturer disclaims liability for any aspect of installation and any inconvenience caused by a defective part of a component. Certain items are not covered by this warranty. These include, but are not limited to the following:

1. Components subjected to abuse, including abuse intended to simulate failure.
2. Damages caused by retailer, shipper or installation crew (such as scratches, dents, tears, chips, etc.).
3. Any part which merely exhibits normal wear yet functions essentially as new, including chips, scratches or stretching of materials and stitching.
4. Tears, punctures, scratches or any damage caused by improper installation or use.
5. Damage to frames/welds resulting from improper assembly or exposure to water and/or sub-freezing temperatures is not covered. General frame rusting is not covered.
6. Fading and/or discoloration of fabrics/cushions/straps/wicker and mildew resulting from exposure to the elements, chemicals, oils, fluids or any other cause are not covered.
7. Items sold "as it" or floor models.

To make a claim, e-mail and/or call the toll-free number in this manual. Please have available a copy of the original sales receipt along with a brief description of the problem as well as photographs of the defect and/ or damage item(s) may required. Please also provide your email address and daytime telephone or cell phone number. Repairs or replacement will be made at the Manufacturer's option.

THIS IS THE ENTIRE EXCLUSIVE EXPRESS LIMITED LIABILITY. THE MANUFACTURER NEITHER MAKES NOR IS RESPONSIBLE FOR ANY OTHER WARRANTIES, EITHER EXPRESS OR IMPLIED, INCLUDING THOSE OF RETAILING DEALERS. THIS EXCLUSIVE REMEDY IS LIMITED TO RECEIPT OF A CREDIT IN CONNECTION WITH THE REPAIR OR REPLACEMENT OF ANY PRODUCT OR COMPONENT DEEMED TO BE DEFECTIVE UNDER THE TERMS AND CONDITIONS AS STATED IN THIS WARRANTY. NEITHER THE PRODUCT MANUFACTURER NOR ITS AGENTS SHALL BE LIABLE IN ANY CASE FOR INCIDENTAL, INDIRECT, SPECIAL OR CONSEQUENTIAL DAMAGES RESULTING FROM THE USE OF THIS PRODUCT OR ARISING OUT OF ANY BREACH OF THIS WARRANTY OR NEGLIGENCE EVEN IF IT HAS BEEN ADVISED OF THE POSSIBILITY OF SUCH DAMAGES. EXCEPT AS OTHERWISE MAY BE REQUIRED BY LAW, THERE ARE NO OTHER EXPRESS OR IMPLIED WARRANTIES OTHER THAN THE WARRANTY DESCRIBED HEREIN, AND ALL OTHER WARRANTIES, INCLUDING ANY IMPLIED WARRANTY OF MERCHANTABILITY OR FITNESS FOR A PARTICULAR PURPOSE ARE EXPRESSLY DISCLAIMED.