

# 856 Ship Notice/Manifest

Functional Group ID=**SH**

## Introduction:

This Draft Standard for Trial Use contains the format and establishes the data contents of the Ship Notice/Manifest Transaction Set (856) for use within the context of an Electronic Data Interchange (EDI) environment. The transaction set can be used to list the contents of a shipment of goods as well as additional information relating to the shipment, such as order information, product description, physical characteristics, type of packaging, marking, carrier information, and configuration of goods within the transportation equipment. The transaction set enables the sender to describe the contents and configuration of a shipment in various levels of detail and provides an ordered flexibility to convey information. The sender of this transaction is the organization responsible for detailing and communicating the contents of a shipment, or shipments, to one or more receivers of the transaction set. The receiver of this transaction set can be any organization having an interest in the contents of a shipment or information about the contents of a shipment.

## Notes:

### Summary of Changes

**Big Lots requires an ASN per PO contained within a shipment (trailer; container; LTL; etc.)**

### 2020 Changes

#### Revised segment

##### Segment:TD3 Carrier Details (Equipment)

**Position:** 1300  
**Loop:** HL Mandatory  
**Level:** Detail: Shipment

**Removed TD309 element Seal Number**

#### Revised segment

##### Segment:REF Reference

**Position:** 1500  
**Loop:** HL Mandatory  
**Level:** Detail: Shipment

**Removed element 01 values:**

AW Air Waybill Number  
CN Carrier's Reference Number (PRO/Invoice)  
MB Master Bill of Lading  
PK Packing List Number  
AO Appointment Number (TM Load ID, numeric only)

BIG LOTS STORES INC.  
TRADING PARTNER DOCUMENTATION  
ASC X12 DOMESTIC 856 ADVANCE SHIP NOTICE VERSION 5010

## Notes revision

### Removed Examples

REF\AO\2221234~  
REF\PK\22200012~  
REF\CN\22200012~

### Removed

and a Shipment Request ID Number (the BLC or BLP ID). Via email and website, Big Lots (Unyson carrier) provides a trading partner the carrier, shipment request (BLC or BLP ID), date and time for each shipment.

**NOTE\*** The serial number portion of the Shipment Request ID is a minimum of 6 and a maximum of 7 digits which follows the prefix with no spaces between them.

### Revised segment

REF\2I\1234567~ is now referred to as **ASN Match #**

## Notes revision

The Big Lots TMS will require each vendor to generate their own ASN Match # value.

This same value must be sent in the REF\*2I segment of the ASN (or entered in the corresponding ASN webform field).

Requirements for the ASN Match # value:

- Can be up to 25 characters long
- Can be alphanumeric, but we cannot process the special character "&"
- **Collect POs: value must be specific to the routing request**
- **Prepaid POs: value must be specific to the appointment**

Note: if more than one collect PO is routed together, each PO can either have the same ASN Match # or a unique ASN Match #. If more than one prepaid PO is scheduled together on the same appointment, each PO will have the same ASN Match #. The routed or scheduled ASN Match # must appear in the REF\*2I segment of the ASN.

### Revised segment

#### Segment: **N1** Party Identification

**Position:** 2200  
**Loop:** N1 Mandatory  
**Level:** Detail: Shipment

#### Notes:

**0873 – RCDC replaced with 0869 Apple Valley**

### Revised segment

#### Segment: **REF** Reference

**Position:** 1500  
**Loop:** HL Mandatory  
**Level:** Detail: Order

**Usage Changed from Conditional to Mandatory**

BIG LOTS STORES INC.  
TRADING PARTNER DOCUMENTATION  
ASC X12 DOMESTIC 856 ADVANCE SHIP NOTICE VERSION 5010

**Notes:**

**Removed**

Examples:

REF\PK\22200012

Additional REF segments can occur based upon need to transmit appropriate order related information.

**Removed element 01 values:**

**Optional**

IV Seller's Invoice Number

PK Packing List Number

---

**Revised segment**

**Segment:** **N1** Party Identification

**Position:** 2200

**Loop:** N1 Optional

**Level:** Detail: Order

**Usage:** **Mandatory**

**Max Use:** 1

**Purpose:** Communicates name and address information for the Big Lots delivery location Mark For and the Buying Party

**Revised Notes for clarification**

**Removed optional segment**

**TSD** Trailer Shipment Details

Detail: Tare/Pallet

**Removed optional segment**

**PAL** Pallet Information

Detail: Tare/Pallet

**Removed optional segment**

**MEA** Measurements

Detail: Pack

**Removed optional segment**

**TSD** Trailer Shipment Details

Detail: Pack

**Revised segment**

**TD4** Carrier Details (Special Handling, or Hazardous Materials, or Both)

Detail: Item

**Usage Optional changed to Conditional**

BIG LOTS STORES INC.  
TRADING PARTNER DOCUMENTATION  
ASC X12 DOMESTIC 856 ADVANCE SHIP NOTICE VERSION 5010

**Revised segment**

**DTM** Date/Time Reference

Detail: Item

**Usage: Optional change to Conditional**

**Revised segment**

**N1** Party Identification

Detail: Order

**Usage: Mandatory change to Conditional**

BIG LOTS STORES INC.  
 TRADING PARTNER DOCUMENTATION  
 ASC X12 DOMESTIC 856 ADVANCE SHIP NOTICE VERSION 5010

**Heading:**

<u>Pos. No.</u>	<u>Seg. ID</u>	<u>Name</u>	<u>Req. Des.</u>	<u>Max.Use</u>	<u>Loop Repeat</u>	<u>Notes and Comments</u>
0100	ST	Transaction Set Header	M	1		
0200	BSN	Beginning Segment	M	1		
0400	DTM	Date/Time Reference	M	1		

**Detail:**

<u>Pos. No.</u>	<u>Seg. ID</u>	<u>Name</u>	<u>Req. Des.</u>	<u>Max.Use</u>	<u>Loop Repeat</u>	<u>Notes and Comments</u>
LOOP ID - HL			M		1	
0100	HL	Hierarchical Level (Shipment)	M	1		
1100	TD1	Carrier Details (Quantity and Weight)	M	1		
1120	TD5	Carrier (Routing)	O	1		
1300	TD3	Carrier Details (Equipment)	C	1		
1400	TD4	Carrier Details (Hazardous Materials)	O	5		
1500	REF	Reference	M	>1		
LOOP ID - N1			M		2	
2200	N1	Party Identification	M	1		
2400	N3	Party Location	M	1		
2500	N4	Geographic Location	M	1		
LOOP ID - HL			M		200000	
0100	HL	Hierarchical Level (Order)	M	1		
0500	PRF	Purchase Order Reference	M	1		
1500	REF	Reference	M	1		
LOOP ID - N1			O		>1	See Below
2200	N1	Party Identification	C	1		
2400	N3	Party Location	O	1		
2500	N4	Geographic Location	O	1		
LOOP ID - HL			M		200000	See Below
0100	HL	Hierarchical Level Tare (Pallet)	M	1		
1900	MAN	Marks and Numbers	M	1		
LOOP ID - HL			M		200000	
0100	HL	Hierarchical Level (Pack)	M	1		
0600	P04	Item Physical Detail	M	1		
1900	MAN	Marks and Numbers	C	>1		
2000	DTM	Date/Time Reference	C	2		
LOOP ID - HL			M		200000	
0100	HL	Hierarchical Level (Item)	M	1		
0200	LIN	Line Identification Detail	M	1		
0300	SN1	Item Detail	M	1		
0700	PID	Product/Item Description	M	1		
1400	TD4	Carrier Details (Hazardous Materials)	C	5		
2000	DTM	Date/Time Reference	O	2		

**Summary:**

BIG LOTS STORES INC.  
 TRADING PARTNER DOCUMENTATION  
 ASC X12 DOMESTIC 856 ADVANCE SHIP NOTICE VERSION 5010

<u>Pos. No.</u>	<u>Seg. ID</u>	<u>Name</u>	<u>Req. Des.</u>	<u>Max.Use</u>	<u>Loop Repeat</u>	<u>Notes and Comments</u>
0100	CTT	Transaction Totals	M	1		n1
0200	SE	Transaction Set Trailer	M	1		

**Trading Partner Setup**

Record Separator	‘~’
Element Separator	‘\’
Sub-Element Separator	‘>’

**Transaction Set Notes**

1. Number of line items (CTT01) is the accumulation of the number of HL segments. If used, hash total (CTT02) is the sum of the value of units shipped (SN102) for each SN1 segment.

**Transaction Set Comments**

1. The HL segment is the only mandatory segment within the HL loop, and by itself, the HL segment has no meaning.

BIG LOTS STORES INC.  
 TRADING PARTNER DOCUMENTATION  
 ASC X12 DOMESTIC 856 ADVANCE SHIP NOTICE VERSION 5010

**Segment:** **ST** Transaction Set Header  
**Position:** 0100  
**Loop:**  
**Level:** Heading:  
**Usage:** **Mandatory**  
**Max Use:** 1  
**Purpose:** Indicates the start of a transaction set and assigns a control number  
**Syntax Notes:**  
**Semantic Notes:** 1 The transaction set identifier (ST01) used by the translation routines of the interchange partners to select the appropriate transaction set definition (e.g., 810 selects the Invoice Transaction Set).  
**Comments:**  
**Notes:** Example: ST\856\211040004

**Data Element Summary**

Ref.	Data		
<u>Des.</u>	<u>ElementName</u>	<u>Attributes</u>	
>> ST01	143	Transaction Set Identifier Code	M ID 3/3
		Code uniquely identifying a Transaction Set	
		856 Ship Notice/Manifest	
>> ST02	329	Transaction Set Control Number	M AN 4/9
		Identifying control number that must be unique within the transaction set functional group assigned by the originator for a transaction set	
		Big Lots Usage = Sequential number assigned by sender	

BIG LOTS STORES INC.  
 TRADING PARTNER DOCUMENTATION  
 ASC X12 DOMESTIC 856 ADVANCE SHIP NOTICE VERSION 5010

**Segment:** **BSN** Beginning Segment  
**Position:** 0200  
**Loop:**  
**Level:** Heading:  
**Usage:** **Mandatory**  
**Max Use:** 1  
**Purpose:** Provides the ship notice or release number  
**Syntax Notes:**  
**Semantic Notes:** 1 BSN03 is the date the shipment transaction set is created.  
 2 BSN04 is the time the shipment transaction set is created.

**Comments:**

**Notes:** Example: BSN\00\E8613002\20100101\1032\0001~  
 The BSN02 should be a shipper assigned shipment reference.

**Data Element Summary**

Ref.	Data	Name	Attributes
<u>Des.</u>	<u>Element</u>	<u>Name</u>	<u>Attributes</u>
>>	<b>BSN01</b>	<b>353 Transaction Set Purpose</b> Code identifying purpose of transaction set  00 Original 05 Replacement	<b>M ID 2/2</b>
>>	<b>BSN02</b>	<b>396 Shipment Identification</b> A unique control number assigned by the original shipper to identify a specific shipment Big Lots Usage = Shipment Identifier	<b>M AN 2/30</b>
>>	<b>BSN03</b>	<b>373 Date</b> Date expressed as CCYYMMDD Big Lots Usage = Date ship notice is created	<b>M DT 8/8</b>
>>	<b>BSN04</b>	<b>337 Time</b> Time expressed in 24-hour clock time as follows: HHMM, or HHMMSS, or HHMMSSD, or HHMMSSDD, where H = hours (00-23), M = minutes (00-59), S = integer seconds (00-59) and DD = decimal seconds; decimal seconds are expressed as follows: D = tenths (0-9) and DD = hundredths (00-99) Big Lots Usage = Time (HHMM) ship notice is created	<b>M TM 4/4</b>
>>	<b>BSN05</b>	<b>1005 Hierarchical Structure Code</b> Code indicating the hierarchical application structure of a transaction set that utilizes the HL segment to define the structure of the transaction set Big Lots Usage = <b>0001 Pick and Pack Structure</b> Shipment, Order, Tare, Packing, Item ( <b>Pallet</b> ) Shipment, Order, Packing, Item ( <b>Carton / Floor</b> )	<b>M ID 4/4</b>



BIG LOTS STORES INC.  
 TRADING PARTNER DOCUMENTATION  
 ASC X12 DOMESTIC 856 ADVANCE SHIP NOTICE VERSION 5010

**Segment:** **DTM** Date/Time Reference  
**Position:** 0400  
**Loop:**  
**Level:** Heading:  
**Usage:** **Mandatory**  
**Max Use:** 1  
**Purpose:** Ship date and delivery date  
**Syntax Notes:** 1 At least one of DTM02 or DTM03 is required.  
 2 If DTM04 is present, then DTM03 is required.

**Semantic Notes:**  
**Comments:**  
**Notes:**

Examples:  
 DTM\011\20000101\1032\ET~  
 DTM segment is required, with all four data elements in each, to indicate the date and time the goods are shipped.

**Data Element Summary**

Ref.	Data	Name	Attributes
<u>Des.</u>	<u>Element</u>	<u>Name</u>	<u>Attributes</u>
>>	<b>DTM01</b>	<b>374</b> <b>Date/Time Qualifier</b> Code specifying type of date or time, or both date and time  <b>Vendor Compliance Required:</b> 011 Shipped	<b>M ID 3/3</b>
>>	<b>DTM02</b>	<b>373</b> <b>Date</b> Date expressed as CCYYMMDD	<b>M DT 8/8</b>
>>	<b>DTM03</b>	<b>337</b> <b>Time</b> Time expressed in 24-hour clock time as follows: HHMM, or HHMMSS, or HHMMSSD, or HHMMSSDD, where H = hours (00-23), M = minutes (00-59), S = integer seconds (00-59) and DD = decimal seconds; decimal seconds are expressed as follows: D = tenths (0-9) and DD = hundredths (00-99) Big Lots Usage = Time (HHMM)	<b>M TM 4/8</b>
>>	<b>DTM04</b>	<b>623</b> <b>Time Code</b> Code identifying the time. In accordance with International Standards Organization standard 8601, time can be specified by a + or - and an indication in hours in relation to Universal Time Coordinate (UTC) time; since + is a restricted character, + and - are substituted by P and M in the codes that follow Big Lots Usage = Time zone of location where shipment is originating. Can populate with 'LT' for Local Time if unable to use standard time zone code. Refer to ASC X12 v. 005010 Data Element Dictionary for acceptable code values.	<b>M ID 2/2</b>

BIG LOTS STORES INC.  
 TRADING PARTNER DOCUMENTATION  
 ASC X12 DOMESTIC 856 ADVANCE SHIP NOTICE VERSION 5010

**Segment:** **HL** Hierarchical Level  
**Position:** 0100  
**Loop:** HL Mandatory  
**Level:** Detail: Shipment  
**Usage:** **Mandatory**  
**Max Use:** 1  
**Purpose:** Shipment Level Loop  
**Syntax Notes:**  
**Semantic Notes:**  
**Comments:**

- 1 The HL segment is used to identify levels of detail information using a hierarchical structure, such as relating line-item data to shipment data, and packaging data to line-item data.  
 The HL segment defines a top-down/left-right ordered structure.
- 2 HL01 shall contain a unique alphanumeric number for each occurrence of the HL segment in the transaction set. For example, HL01 could be used to indicate the number of occurrences of the HL segment, in which case the value of HL01 would be "1" for the initial HL segment and would be incremented by one in each subsequent HL segment within the transaction.
- 3 HL02 identifies the hierarchical ID number of the HL segment to which the current HL segment is subordinate.
- 4 HL03 indicates the context of the series of segments following the current HL segment up to the next occurrence of an HL segment in the transaction. For example, HL03 is used to indicate that subsequent segments in the HL loop form a logical grouping of data referring to shipment, container, order, tare, pack or item-level information.

**Notes:** Example: HL\1\S~  
 This HL segment is used to indicate that this is the start of information about the shipment. **There should be only one Shipment level HL segment per 856 document.**

**Data Element Summary**

Ref.	Data	Name	Attributes
<u>Des.</u>	<u>Element</u>	<u>Name</u>	<u>Attributes</u>
>>	HL01	628 Hierarchical ID Number	M AN 1/12
		A unique number assigned by the sender to identify a particular data segment in a hierarchical structure	
		Big Lots Usage = 1-Shipment level	
>>	HL02	734 Hierarchical Parent ID Number	O AN 1/12
		Identification number of the next higher hierarchical data segment that the data segment being described is subordinate to	
		Big Lots Usage = Defaulted – omitted at this level.	
>>	HL03	735 Hierarchical Level Code	M ID 1/2
		Code defining the characteristic of a level in a hierarchical structure	
		S Shipment	

BIG LOTS STORES INC.  
 TRADING PARTNER DOCUMENTATION  
 ASC X12 DOMESTIC 856 ADVANCE SHIP NOTICE VERSION 5010

**Segment:** **TD1** Carrier Details (Quantity and Weight)  
**Position:** 1100  
**Loop:** HL Mandatory  
**Level:** Detail: Shipment  
**Usage:** **Mandatory**  
**Max Use:** 1  
**Purpose:** Weight of shipment and total number of packs on the shipment - depending on the shipment, this will be either the number of pallets or boxes  
**Syntax Notes:** 1 If TD101 is present, then TD102 is required.  
 2 If TD106 is present, then TD107 is required.  
 3 If either TD107 or TD108 is present, then the other is required.

**Semantic Notes:**  
**Comments:**

**Notes:** Example: TD1\PLT90\1\\G\740.00\LB~  
 If TD101=CTN25, then shipment is a carton floor load.  
 If TD101=SLP25, then shipment is a slip sheet load.  
 If TD101=PLT90, then shipment is a palletized load.  
 If TD101=MIX71, then shipment is pallet and carton floor load.  
  
 TD107 and TD108 should contain the total gross weight of goods being shipped.  
**TD101, TD102, TD106 -TD108 are "mandatory" elements for Big Lots.**  
**Big Lots Usage: Vendor Compliance Chargeback item (required segment).**

**Data Element Summary**

Ref. Des.	Data Element	Name	Attributes
>>	TD101	103 Packaging Code	M AN 3/5
		Code identifying the type of packaging; Part 1: Packaging Form, Part 2: Packaging Material; if the Data Element is used, then Part 1 is always required.	
		CTN Carton	
		25 Corrugated or Solid	
		SLP Slip Sheet	
		25 Corrugated or Solid	
		PLT Pallet	
		90 Standard	
		MIX Mixed Container Types	
		71 Not Otherwise Specified	
>>	TD102	80 Lading Quantity	M NO 1/7
		Number of units (pieces) of the lading commodity	
		Big Lots Usage = Total number of pallets when TD101 is PLT90.	
		Big Lots Usage = Total number of cartons when TD101 is CTN25, SLP25, MIX71.	
>>	TD106	187 Weight Qualifier	M ID 1/2
		Code defining the type of weight	
		G Gross Weight	
>>	TD107	81 Weight	M R 1/8
		Numeric value of weight	
		Big Lots Usage = Gross Weight of Load	
>>	TD108	355 Unit of Measure Code	M ID 2/2
		Code specifying the units in which a value is being expressed, or manner in which a measurement has been taken	
		LB Pound	

BIG LOTS STORES INC.  
 TRADING PARTNER DOCUMENTATION  
 ASC X12 DOMESTIC 856 ADVANCE SHIP NOTICE VERSION 5010

**Segment:** **TD5** Carrier (Routing)  
**Position:** 1120  
**Loop:** HL Mandatory  
**Level:** Detail: Shipment  
**Usage:** **Optional**  
**Max Use:** 1  
**Purpose:** Carrier code and transportation method  
**Syntax Notes:** 1 At least one of TD502, TD504, or TD505 is required.  
 2 If TD502 is present, then TD503 is required.

**Semantic Notes:**  
**Comments:** 1 When specifying a routing sequence to be used for the shipment movement in lieu of specifying each carrier within the movement, use TD502 to identify the party responsible for defining the routing sequence, and use TD503 to identify the actual routing sequence, specified by the party identified in TD502.

**Notes:** Example: TD5\O\2\RDWY\M\ROADWAY~

**Data Element Summary**

Ref.	Data			
<u>Des.</u>	<u>Element</u>	<u>Name</u>		<u>Attributes</u>
>>	TD501	133	<b>Routing Sequence Code</b>	M ID 1/2
			Code describing the relationship of a carrier to a specific shipment movement	
			O Origin Carrier (Air, Motor, or Ocean)	
>>	TD502	66	<b>ID Code Qualifier</b>	M ID 1/2
			Code designating the system/method of code structure used for Identification Code (67)	
			Big Lots Usage = 2 Standard Carrier Alpha Code (SCAC)	
			4 International Air Transport Association (IATA)	
>>	TD503	67	<b>ID Code</b>	M AN 2/80
			Code identifying a party or other code	
			Big Lots Usage = Use SCAC code or IATA code depending on TD502	
>>	TD504	91	<b>Transportation Method Code</b>	M ID 1/2
			Code specifying the method or type of transportation for the shipment	
			A Air	
			E Expedited Truck	
			M Motor (Common Carrier)	
			H Customer Pickup (All Collect Shipments)	
			LT Less Than Trailer Load (LTL)	
			O Containerized Ocean	
			R Rail	
			SR Supplier Truck	
			U Private Parcel Service	
			X Intermodal (Piggyback)	
>>	TD505	387	<b>Routing</b>	C AN 1/35
			Carrier Name	

BIG LOTS STORES INC.  
 TRADING PARTNER DOCUMENTATION  
 ASC X12 DOMESTIC 856 ADVANCE SHIP NOTICE VERSION 5010

**Segment:** **TD3** Carrier Details (Equipment)  
**Position:** 1300  
**Loop:** HL Mandatory  
**Level:** Detail: Shipment  
**Usage:** **Conditional**  
**Max Use:** 1  
**Purpose:** To specify transportation details relating to the equipment used by the carrier  
**Syntax Notes:** 1 TD301 is required if segment is included for truckload shipments.  
 2 If TD302 is present, then TD303 is required.  
 3 If either TD305 or TD306 is present, then the other is required.

**Comments:**

**Notes:**

Example: TD3\TL\RDWY\12345\|||||SEAL123~

This segment is used to specify the trailer number for a truckload shipment.

**Required only for truckload shipments.**

**Data Element Summary**

Ref.	Data			
<u>Des.</u>	<u>Element</u>	<u>Name</u>	<u>Attributes</u>	
>>	TD301	40	<b>Equipment Description Code</b>	M ID 2/2
			Code identifying type of equipment used for shipment TL – Trailer CN – Container CC – Container Attached Chassis	
>>	TD302	206	<b>Equipment Initial</b>	C ID 1/4
			Prefix or alphabetic part of an equipment unit’s identifying number (SCAC) <b>This element is required only if the Equipment initial is physically on the trailer with the number.</b>	
>>	TD303	207	<b>Equipment Number</b>	M AN 1/15
			Equipment unit’s identifying number	

BIG LOTS STORES INC.  
 TRADING PARTNER DOCUMENTATION  
 ASC X12 DOMESTIC 856 ADVANCE SHIP NOTICE VERSION 5010

**Segment:** **TD4** Carrier Details (Special Handling, or Hazardous Materials, or Both)  
**Position:** 1400  
**Loop:** HL Mandatory  
**Level:** Detail: Shipment  
**Usage:** **Optional**  
**Max Use:** 5  
**Purpose:** To specify transportation special handling requirements, or hazardous materials information, or both  
**Syntax Notes:** **1** At least one of TD401, TD402 or TD404 is required.  
**2** If TD402 is present, then TD403 is required.  
**Semantic:** TD405 identifies if a Material Safety Data Sheet (MSDS) exists for this product. A “Y” indicates an MSDS exists for this product; an “N” indicates an MSDS does not exist for this product.  
**Comments:**  
**Notes:** Example: TD4\|CODE\CLASS\DESCRIPTION~

**Data Element Summary**

Ref.	Data		
<u>Des.</u>	<u>Element</u>	<u>Name</u>	<u>Attributes</u>
>> TD402	208	<b>Hazardous Material Code Qualifier</b> Code which qualifies the Hazardous Material Class Code (209) D – Hazardous Material X – Hazardous Class or Division	C ID 1/1
>> TD403	209	<b>Hazardous Material Class Code</b> Code specifying the kind of hazard for a material HZD – Hazardous Cargo on Deck FL – Flammable FG – Flammable Gas FP – Flammable Poisonous Gas	C AN 1/4
>> TD404	352	<b>Description</b> A free-form description to clarify the related data elements and their content	C AN 1/80

BIG LOTS STORES INC.  
 TRADING PARTNER DOCUMENTATION  
 ASC X12 DOMESTIC 856 ADVANCE SHIP NOTICE VERSION 5010

**Segment:** **REF** Reference  
**Position:** 1500  
**Loop:** HL Mandatory  
**Level:** Detail: Shipment  
**Usage:** **Mandatory**  
**Max Use:** 3  
**Purpose:** ASN Vendor Number, BOL and other shipment refs.  
**Syntax Notes:** 1 At least one of REF02 or REF03 is required.  
 2 If either C04003 or C04004 is present, then the other is required.  
 3 If either C04005 or C04006 is present, then the other is required.  
**Semantic Notes:** 1 REF03 contains data relating to the value cited in REF02.  
**Comments:**  
**Notes:** Examples:  
 REF\BM\12345~  
 REF\IA\0000822163~  
 REF\2I\1234567~

**Big Lots Usage: This segment contains Vendor Compliance Chargeback items (required elements):**  
**Big Lots requires at least a Vendor Number, a Bill of Lading Number and an ASN Match #**  
 The Big Lots TMS will require each vendor to generate their own ASN Match # value. This same value must be sent in the REF\*2I segment of the ASN (or entered in the corresponding ASN webform field).  
 Requirements for the ASN Match # value:  
 - Can be up to 25 characters long  
 - Can be alphanumeric, but we cannot process the special character "&"  
**- Collect POs: value must be specific to the routing request**  
**- Prepaid POs: value must be specific to the appointment**  
 Note: if more than one collect PO is routed together, each PO can either have the same ASN Match # or a unique ASN Match #. If more than one prepaid PO is scheduled together on the same appointment, each PO will have the same ASN Match #. The routed or scheduled ASN Match # must appear in the REF\*2I segment of the ASN.

**Data Element Summary**

<u>Ref.</u>	<u>Data</u>	<u>Name</u>	<u>Attributes</u>
>>	<b>REF01</b>	<b>128 Reference Number Qualifier</b> Code qualifying the Reference Identification	<b>M ID 2/3</b>
		<b>Vendor Compliance Required:</b> IA Internal Assigned Vendor 2I ASN Match # BM Bill of Lading Number	
>>	<b>REF02</b>	<b>127 Reference Number</b> Reference information as defined for a particular Transaction Set or as specified by the Reference Identification Qualifier Big Lots Usage = Number corresponding to above item	<b>M AN 1/30</b>

BIG LOTS STORES INC.  
 TRADING PARTNER DOCUMENTATION  
 ASC X12 DOMESTIC 856 ADVANCE SHIP NOTICE VERSION 5010

**Segment:** **N1** Party Identification  
**Position:** 2200  
**Loop:** N1 Mandatory  
**Level:** Detail: Shipment  
**Usage:** **Mandatory**  
**Max Use:** 1  
**Purpose:** Communicates name and address information for the Big Lots delivery location (Ship To) and the Vendor's warehouse location (Ship From).  
**Syntax Notes:**  
 1 At least one of N102 or N103 is required.  
 2 If either N103 or N104 is present, then the other is required.  
**Semantic Notes:**  
**Comments:**  
 1 This loop at the Shipment level may be used to indicate the 'Ship To' DC.  
**This loop will also be used at the Order level when POs are palletized by store location.**  
 This segment, used alone, provides the most efficient method of providing organizational identification. To obtain this efficiency the "ID Code" (N104) must provide a key to the table maintained by the transaction processing party.

**Notes:**  
 Examples:  
 N1\ST\LOCATION NAME\92\NNNN  
 N1\SF\XYZ CORPORATION  
 N101-N104 may be used as defined by the Seller to provide information about the Selling Party.  
**Big Lots Usage: This segment contains Vendor Compliance Chargeback items (required elements):**  
 N101, N103, and N104 are required by Big Lots for the Ship To information; these may be obtained from the N1-N4 Ship To loop on the 850 document or the original purchase order.  
 Big Lots Usage = Big Lots DC Location Code  
 0890 – Columbus  
 0870 - Montgomery  
 0869 – Apple Valley  
 0874 - Tremont  
 0879 - Durant

**Data Element Summary**

Ref.	Data	Name	Attributes
<u>Des.</u>	<u>Element</u>	<u>Name</u>	<u>Attributes</u>
>>	<b>N101</b>	<b>98 Entity Identifier Code</b> Code identifying an organizational entity, a physical location, property or an individual SF Ship From ST Ship To	<b>M ID 2/2</b> <b>(Vendor Compliance requirement: N103 &amp; N104 optional)</b> <b>(Vendor Compliance requirement: all 4 elements must be present in segment)</b>
>>	<b>N102</b>	<b>93 Name</b> Free-form name Big Lots Usage = Free Form Name	<b>M AN 1/30</b>
>>	<b>N103</b>	<b>66 ID Code Qualifier</b> Code designating the system/method of code structure used for Identification Code (67) 92 Assigned by Buyer or Buyer's Agent	<b>C ID 1/2</b>
>>	<b>N104</b>	<b>67 ID Code</b> Code identifying a party or other code Big Lots Usage = (for SF loop) N/A (for ST loop) Big Lots Store Location Code - a maximum of 5digits	<b>C AN 4/5</b>



BIG LOTS STORES INC.  
 TRADING PARTNER DOCUMENTATION  
 ASC X12 DOMESTIC 856 ADVANCE SHIP NOTICE VERSION 5010

**Segment:** **N3** Party Location  
**Position:** 2400  
**Loop:** N1 Mandatory  
**Level:** Detail: Shipment  
**Usage:** **Mandatory**  
**Max Use:** 1  
**Purpose:** Provides second line of address for the above parties when appropriate  
**Syntax Notes:**  
**Semantic Notes:**  
**Comments:**  
**Notes:** Example: N3\44523 LAKESIDE PARKWAY

**Data Element Summary**

<u>Ref.</u>	<u>Data</u>	<u>Name</u>	<u>Attributes</u>
>>	<b>N301</b>	<b>166 Street Address</b> Address information Big Lots Usage = First Line of Address	<b>M AN 1/30</b>
	<b>N302</b>	<b>166 Street Address</b> Address information Big Lots Usage = 2nd Line of Address	<b>O AN 1/30</b>

BIG LOTS STORES INC.  
 TRADING PARTNER DOCUMENTATION  
 ASC X12 DOMESTIC 856 ADVANCE SHIP NOTICE VERSION 5010

**Segment:** **N4** Geographic Location  
**Position:** 2500  
**Loop:** N1 Mandatory  
**Level:** Detail: Shipment  
**Usage:** **Mandatory**  
**Max Use:** 1  
**Purpose:** City, State, Country and Zip Code when appropriate  
**Syntax Notes:**  
**Semantic Notes:**  
**Comments:** 1 N402 is required only if city name (N401) is in the U.S. or Canada.  
**Notes:** Example: N4\CHICAGO\IL\60681

**Data Element Summary**

<u>Ref.</u>	<u>Data</u>	<u>Name</u>	<u>Attributes</u>
>>	<b>N401</b>	<b>19 City Name</b> Free-form text for city name Big Lots Usage = City Name	<b>M AN 2/30</b>
>>	<b>N402</b>	<b>156 State or Province Code</b> Code (Standard State/Province) as defined by appropriate government agency Big Lots Usage = State Abbr. (ANSI A-22)	<b>M ID 2/2</b>
>>	<b>N403</b>	<b>116 Postal Code</b> Code defining international postal zone code excluding punctuation and blanks (zip code for United States) Big Lots Usage = Zip Code	<b>M ID 3/15</b>
	<b>N404</b>	<b>26 Country Code</b> Code identifying the country Big Lots Usage = Country Code	<b>O ID 2/3</b>

BIG LOTS STORES INC.  
 TRADING PARTNER DOCUMENTATION  
 ASC X12 DOMESTIC 856 ADVANCE SHIP NOTICE VERSION 5010

**Segment:** **HL** Hierarchical Level

**Position:** 0100

**Loop:** HL Mandatory

**Level:** Detail: Order

**Usage:** **Mandatory**

**Max Use:** 1

**Purpose:** Order Level Loop

**Syntax Notes:**

**Semantic Notes:**

**Comments:**

- 1 The HL segment is used to identify levels of detail information using a hierarchical structure, such as relating line-item data to shipment data, and packaging data to line-item data.  
The HL segment defines a top-down/left-right ordered structure.
- 2 HL01 shall contain a unique alphanumeric number for each occurrence of the HL segment in the transaction set. For example, HL01 could be used to indicate the number of occurrences of the HL segment, in which case the value of HL01 would be "1" for the initial HL segment and would be incremented by one in each subsequent HL segment within the transaction.
- 3 HL02 identifies the hierarchical ID number of the HL segment to which the current HL segment is subordinate.
- 4 HL03 indicates the context of the series of segments following the current HL segment up to the next occurrence of an HL segment in the transaction. For example, HL03 is used to indicate that subsequent segments in the HL loop form a logical grouping of data referring to shipment, Equipment, order, tare, pack or item-level information

**Notes:** Example: HL\2\1\O~  
 This HL segment is used to indicate that this is the start of information about the Order Level. There should be at least one Order level HL segment per 856 document.

**Data Element Summary**

Ref.	Data		
<u>Des.</u>	<u>Element</u>	<u>Name</u>	<u>Attributes</u>
>>	HL01	628 Hierarchical ID Number	M AN 1/12
		A unique number assigned by the sender to identify a particular data segment in a hierarchical structure	
		Big Lots Usage = Order level	
>>	HL02	734 Hierarchical Parent ID Number	M AN 1/12
		Identification number of the next higher hierarchical data segment that the data segment being described is subordinate to	
		Big Lots Usage = Id of Parent HL segment	
>>	HL03	735 Hierarchical Level Code	M ID 1/2
		Code defining the characteristic of a level in a hierarchical structure	
		O Order	

BIG LOTS STORES INC.  
 TRADING PARTNER DOCUMENTATION  
 ASC X12 DOMESTIC 856 ADVANCE SHIP NOTICE VERSION 5010

**Segment:** **PRF** Purchase Order Reference  
**Position:** 0500  
**Loop:** HL Mandatory  
**Level:** Detail: Order  
**Usage:** **Mandatory**  
**Max Use:** 1  
**Purpose:** Big Lots PO number, PO date, and contract number.  
**Syntax Notes:**  
**Semantic Notes:** 1 PRF04 is the date assigned by the purchaser to purchase order.  
**Comments:**  
**Notes:** Example: PRF\0007606936\\20000102~

**Big Lots Usage: This segment contains Vendor Compliance Chargeback items (required elements):**  
 PRF01 and PRF04 should be obtained from the originating 850 document or the original printed purchase order.

**Data Element Summary**

Ref.	Data	Name	Attributes
>> PRF01	324	<b>Purchase Order Number</b> Identifying number for Purchase Order assigned by the purchaser Big Lots Usage = Big Lots Purchase Order Number, numeric only (no special characters or prefixes/suffixes added, <b>Vendor Compliance Chargeback required.</b>	M NO 6/10
PRF04	373	<b>Date</b> Date expressed as CCYYMMDD Big Lots Usage = PO Date, <b>Vendor Compliance Chargeback required.</b>	M DT 8/8

BIG LOTS STORES INC.  
 TRADING PARTNER DOCUMENTATION  
 ASC X12 DOMESTIC 856 ADVANCE SHIP NOTICE VERSION 5010

**Segment:** **REF** Reference  
**Position:** 1500  
**Loop:** HL Mandatory  
**Level:** Detail: Order  
**Usage:** **Mandatory**  
**Max Use:** 1  
**Purpose:** ASN PO Vendor Number and other shipment refs.  
**Syntax Notes:** 1 At least one of REF02 is required.

**Comments:**

**Notes:**

Examples:  
 REF\IA\19864  
**Big Lots Usage: This segment contains Vendor Compliance Chargeback items (required elements):**

**Data Element Summary**

	<u>Ref. Des.</u>	<u>Data Element</u>	<u>Name</u>	<u>Attributes</u>
>>	<b>REF01</b>	<b>128</b>	<b>Reference Number Qualifier</b> Code qualifying the Reference Identification	<b>M ID 2/3</b>
			<b>Vendor Compliance Required</b>	
			IA Internal Assigned Vendor Number	
>>	<b>REF02</b>	<b>127</b>	<b>Reference Number</b> Reference information as defined for a particular Transaction Set or as specified by the Reference Identification Qualifier Big Lots Usage = Number corresponding to above item	<b>M AN 1/30</b>

BIG LOTS STORES INC.  
 TRADING PARTNER DOCUMENTATION  
 ASC X12 DOMESTIC 856 ADVANCE SHIP NOTICE VERSION 5010

**Segment:** **N1** Party Identification  
**Position:** 2200  
**Loop:** N1 Optional  
**Level:** Detail: Order  
**Usage:** **Conditional**  
**Max Use:** 1  
**Purpose:** Communicates name and address information for the Big Lots delivery location Mark For and the Buying Party.

- Syntax Notes:**
- 1 At least one of N102 or N103 is required.
  - 2 If either N103 or N104 is present, then the other is required.

**Semantic Notes:**

**Comments:**

- 1 This loop at the Order level may be used to indicate the 'Z7' DC or Store Location. **This loop may also be used to identify the store location when the shipment has multiple store palletized orders.**  
 This segment, used alone, provides the most efficient method of providing organizational identification. To obtain this efficiency the "ID Code" (N104) must provide a key to the table maintained by the transaction processing party.

**Notes:**

Examples:  
 N1\Z7\LOCATION NAME\92\NNNNN  
 N1\BY\XYZ CORPORATION  
 N101, N103, and N104 are required by Big Lots for the Mark-for Party information; these may be obtained from the N1- N4 Ship To loop from the 850 document or the original purchase order.  
 Big Lots Usage = Big Lots Location Code (maximum of 5 digits)

**Data Element Summary**

Ref.	Data	Name	Attributes
Des.	Element		
>>	<b>N101</b>	<b>98 Entity Identifier Code</b> Code identifying an organizational entity, a physical location, property or an individual BY Buying Party (Purchaser) Z7 Mark-for Party	<b>M ID 2/3</b>
>>	<b>N102</b>	<b>93 Name</b> Free-form name Big Lots Usage = Free Form Name	<b>M AN 1/30</b>
>>	<b>N103</b>	<b>66 ID Code Qualifier</b> Code designating the system/method of code structure used for Identification Code (67) 92 Assigned by Buyer or Buyer's Agent	<b>M ID 1/2</b>
>>	<b>N104</b>	<b>67 ID Code</b> Code identifying a party or other code Big Lots Usage = (for BY loop) N/A (for Z7 loop) Big Lots Location Code (a maximum of 5 digits)	<b>M AN 4/5</b>

BIG LOTS STORES INC.  
 TRADING PARTNER DOCUMENTATION  
 ASC X12 DOMESTIC 856 ADVANCE SHIP NOTICE VERSION 5010

**Segment:** **N3** Party Location  
**Position:** 2400  
**Loop:** N1 Optional  
**Level:** Detail: Order  
**Usage:** **Optional (Provide when available)**  
**Max Use:** 1  
**Purpose:** Provides second line of address for the above parties when appropriate  
**Syntax Notes:**  
**Semantic Notes:**  
**Comments:**  
**Notes:** Example: N3\44523 LAKESIDE PARKWAY

**Data Element Summary**

<b>Ref.</b>	<b>Data</b>	<b>Name</b>	<b>Attributes</b>
<b><u>Des.</u></b>	<b><u>Element</u></b>	<b><u>Name</u></b>	<b><u>Attributes</u></b>
>>	N301	166 <b>Street Address</b> Address information Big Lots Usage = First Line of Address	<b>M AN 1/55</b>
	N302	166 <b>Street Address</b> Address information Big Lots Usage = 2nd Line of Address	<b>O AN 1/55</b>

BIG LOTS STORES INC.  
 TRADING PARTNER DOCUMENTATION  
 ASC X12 DOMESTIC 856 ADVANCE SHIP NOTICE VERSION 5010

**Segment:** **N4** Geographic Location  
**Position:** 2500  
**Loop:** N1 Optional  
**Level:** Detail: Order  
**Usage:** **Optional (Provide when available)**  
**Max Use:** 1  
**Purpose:** City, State, Country and Zip Code when appropriate  
**Syntax Notes:**  
**Semantic Notes:**  
**Comments:** 1 N402 is required only if city name (N401) is in the U.S. or Canada.  
**Notes:** Example: N4\CHICAGO\IL\60681

**Data Element Summary**

<u>Ref.</u>	<u>Data</u>	<u>Name</u>	<u>Attributes</u>
<u>Des.</u>	<u>Element</u>		
>> N401	19	<b>City Name</b> Free-form text for city name Big Lots Usage = City Name	<b>M AN 2/30</b>
>> N402	156	<b>State or Province Code</b> Code (Standard State/Province) as defined by appropriate government agency Big Lots Usage = State Abbr. (ANSI A-22)	<b>M ID 2/2</b>
>> N403	116	<b>Postal Code</b> Code defining international postal zone code excluding punctuation and blanks (zip code for United States) Big Lots Usage = Zip Code	<b>M ID 3/15</b>
N404	26	<b>Country Code</b> Code identifying the country Big Lots Usage = Country Code	<b>O ID 2/3</b>



BIG LOTS STORES INC.  
 TRADING PARTNER DOCUMENTATION  
 ASC X12 DOMESTIC 856 ADVANCE SHIP NOTICE VERSION 5010

**Segment:** **HL** Hierarchical Level (Tare/Pallet)  
**Position:** 0100  
**Loop:** HL Mandatory  
**Level:** Detail: Tare/Pallet  
**Usage:** **Conditional**  
**Max Use:** 1  
**Purpose:** Beginning of Pallet Information  
**Syntax Notes:**  
**Semantic Notes:**  
**Comments:**

- 1 The HL segment is used to identify levels of detail information using a hierarchical structure, such as relating line-item data to shipment data, and packaging data to line-item data.  
 The HL segment defines a top-down/left-right ordered structure.
- 2 HL01 shall contain a unique alphanumeric number for each occurrence of the HL segment in the transaction set. For example, HL01 could be used to indicate the number of occurrences of the HL segment, in which case the value of HL01 would be "1" for the initial HL segment and would be incremented by one in each subsequent HL segment within the transaction.
- 3 HL02 identifies the hierarchical ID number of the HL segment to which the current HL segment is subordinate.
- 4 HL03 indicates the context of the series of segments following the current HL segment up to the next occurrence of an HL segment in the transaction. For example, HL03 is used to indicate that subsequent segments in the HL loop form a logical grouping of data referring to shipment, order, tare, pack or item-level information

**Notes:** Example: HL\3\2\T~  
 This HL segment is used to indicate that this is the start of information about the packs in the shipment. Specifically, it provides for the inclusion of the unique Pack/Pallet number from the GS1 128 (pallet/master carton) label.

**This HL will not occur if the goods being shipped are not palletized.**

**Data Element Summary**

Ref.	Data		
<u>Des.</u>	<u>Element</u>	<u>Name</u>	<u>Attributes</u>
>>	HL01	628 Hierarchical ID Number	M AN 1/12
		A unique number assigned by the sender to identify a particular data segment in a hierarchical structure	
		Big Lots Usage = Pallet Identifier	
>>	HL02	734 Hierarchical Parent ID Number	M AN 1/12
		Identification number of the next higher hierarchical data segment that the data segment being described is subordinate to	
		Big Lots Usage = Id of Parent HL segment	
>>	HL03	735 Hierarchical Level Code	M ID 1/2
		Code defining the characteristic of a level in a hierarchical structure	
		T Tare	

BIG LOTS STORES INC.  
 TRADING PARTNER DOCUMENTATION  
 ASC X12 DOMESTIC 856 ADVANCE SHIP NOTICE VERSION 5010

**Segment:** **MAN** Marks and Numbers  
**Position:** 1900  
**Loop:** HL Mandatory  
**Level:** Detail: Tare/Pallet  
**Usage:** **Mandatory**  
**Max Use:** 1  
**Purpose:** To indicate identifying marks and numbers for shipping containers.  
**Syntax Notes:** 1 At least one of MAN01 and MAN02 is required.  
**Semantic Notes:** 1 MAN01 and MAN02 defines the pallet GS1 128 Label.  
**Notes:** Example: MAN\GM\999999999999999999~  
**Big Lots Usage: must be unique number; cannot be the same as other pallets/cartons in the same shipment.**

**Data Element Summary**

Ref.	Data		
<u>Des.</u>	<u>Element</u>	<u>Name</u>	<u>Attributes</u>
>> MAN01	88	Marks and Numbers Qualifier GM SSCC-18 and Application Identifier	M ID 1/2
>> MAN02	87	Marks and Numbers This is a twenty-character GS1/EAN-128 Serial Shipping Container Code (SSCC-18) that includes the two digit application identifier. The symbology code and the modulo 103 check digit are not included.	M AN 1/48

**LABEL DEFINITION:**

**\* Please see example at the end of the specs.**

BIG LOTS STORES INC.  
 TRADING PARTNER DOCUMENTATION  
 ASC X12 DOMESTIC 856 ADVANCE SHIP NOTICE VERSION 5010

**Segment:** **HL** Hierarchical Level (Pack)  
**Position:** 0100  
**Loop:** HL Mandatory  
**Level:** Detail: Pack  
**Usage:** **Mandatory**  
**Max Use:** 1  
**Purpose:** Beginning of Pack Information  
**Syntax Notes:**  
**Semantic Notes:**  
**Comments:**

- 1 The HL segment is used to identify levels of detail information using a hierarchical structure, such as relating line-item data to shipment data, and packaging data to line-item data.  
 The HL segment defines a top-down/left-right ordered structure.
- 2 HL01 shall contain a unique alphanumeric number for each occurrence of the HL segment in the transaction set. For example, HL01 could be used to indicate the number of occurrences of the HL segment, in which case the value of HL01 would be "1" for the initial HL segment and would be incremented by one in each subsequent HL segment within the transaction.
- 3 HL02 identifies the hierarchical ID number of the HL segment to which the current HL segment is subordinate.
- 4 HL03 indicates the context of the series of segments following the current HL segment up to the next occurrence of an HL segment in the transaction. For example, HL03 is used to indicate that subsequent segments in the HL loop form a logical grouping of data referring to shipment, order, or item-level information.

**Notes:** Example: HL\4\3\P~  
 This HL segment is used to indicate that this is the start of information at the pack level.

**Data Element Summary**

Ref.	Data Element	Name	Attributes
>>	HL01	628 Hierarchical ID Number	M AN 1/12
		A unique number assigned by the sender to identify a particular data segment in a hierarchical structure	
		Big Lots Usage = Pack Identifier	
>>	HL02	734 Hierarchical Parent ID Number	M AN 1/12
		Identification number of the next higher hierarchical data segment that the data segment being described is subordinate to	
		Big Lots Usage = Id of Parent HL segment	
>>	HL03	735 Hierarchical Level Code	M ID 1/2
		Code defining the characteristic of a level in a hierarchical structure	
		P Pack	

BIG LOTS STORES INC.  
 TRADING PARTNER DOCUMENTATION  
 ASC X12 DOMESTIC 856 ADVANCE SHIP NOTICE VERSION 5010

**Segment:** **PO4** Item Physical Details  
**Position:** 0600  
**Loop:** HL Mandatory  
**Level:** Detail: Pack  
**Usage:** **Mandatory**  
**Max Use:** 1  
**Purpose:** To specify the physical qualities, packaging, weights, and dimensions relating to the item

- Syntax Notes:**
- 1 If PO405 is present, then PO406 is required.
  - 2 If either PO406 or PO407 is present, then the other is required.
  - 3 If either PO408 or PO409 is present, then the other is required.
  - 4 If PO410 is present, then PO413 is required.
  - 5 If PO411 is present, then PO413 is required.
  - 6 If PO412 is present, then PO413 is required.
  - 7 If PO413 is present, then at least one of PO410, PO411 or PO412 is required.

**Semantic Notes:**

**Comments:** **A** PO407 - The "Unit or Basis for Measure Code" in this segment position is for the purpose of defining the pack (PO401) size / (PO402) measure which indicates the quantity in the inner pack unit. For example: If the carton contains 24 12-Ounce packages, it would be described as follows: Data element 356 = "24"; Data element 384 = "12"; Data element 355 = "OZ".

**B** PO413 defines the unit of measure for PO410, PO411, and PO412.

**Notes:** Example: PO4\24\|G\12\OZ\|12~  
 PO4\12\|G\12\LB\|12\12\12\IN\12~

**Big Lots Usage: This segment contains Vendor Compliance Chargeback items (required elements):**

This segment is used to describe a single shipping unit (carton).

**Data Element Summary**

Ref.	Data			Attributes
<u>Des.</u>	<u>Element</u>	<u>Name</u>		
>>	PO401	356	<b>Pack</b>	M N0 1/6
			The number of selling units in a shipping unit (carton)	
			Big Lots Usage = Master Pack from the EDI PO Line Item PO4 segment element 01.	
			<b>Vendor Compliance Required</b>	
>>	PO405	187	<b>Weight Qualifier</b>	O ID 1/2
			Code defining the type of weight	
			G Gross Weight	
>>	PO406	384	<b>Gross Weight per Pack</b>	M R2 1/7
			Numeric value of gross weight per pack	
			Big Lots Usage = Weight of master pack/carton	
			<b>Vendor Compliance Required</b>	
>>	PO407	355	<b>Unit or Basis for Measurement Code</b>	M ID 2/2
			Code specifying the units in which a value is being expressed, or manner in which a measurement has been taken	
			Big Lots Usage = LB / OZ / KG	
>>	PO408	385	<b>Gross Volume per Pack</b>	C R2 1/7
			Numeric value of gross weight per pack	
			Big Lots Usage = Volume of master pack/carton	
>>	PO409	355	<b>Unit or Basis for Measurement Code</b>	C ID 2/2

BIG LOTS STORES INC.  
 TRADING PARTNER DOCUMENTATION  
 ASC X12 DOMESTIC 856 ADVANCE SHIP NOTICE VERSION 5010

			Code specifying the units in which a value is being expressed, or manner in which a measurement has been taken
			Big Lots Usage =CR=Cubic Meters / CF=Cubic Feet / CI=Cubic Inches
>>	<b>PO410</b>	<b>082</b>	<b>Length</b> <span style="float: right;"><b>C R2 1/7</b></span>
			Largest horizontal dimension of an object measured when the object is in the upright position
			Big Lots Usage = Length of master pack/carton
>>	<b>PO411</b>	<b>189</b>	<b>Width</b> <span style="float: right;"><b>C R2 1/7</b></span>
			Shorter measurement of the two horizontal dimensions measured with the object in the upright position
			Big Lots Usage = Width of master pack/carton
>>	<b>PO412</b>	<b>384</b>	<b>Height</b> <span style="float: right;"><b>C R2 1/7</b></span>
			Vertical dimension of an object measured when the object is in the upright position
			Big Lots Usage = Height of master pack/carton
>>	<b>PO413</b>	<b>355</b>	<b>Unit or Basis for Measurement Code</b> <span style="float: right;"><b>C ID 2/2</b></span>
			Code specifying the units in which a value is being expressed, or manner in which a measurement has been taken
			Big Lots Usage = IN (inches); defines UOM for PO410, PO411, PO412
>>	<b>PO414</b>	<b>810</b>	<b>Inner Pack</b> <span style="float: right;"><b>M N0 1/6</b></span>
			The number of selling units in an inner container
			Big Lots Usage = Inner Pack from the EDI PO Line Item PO4 segment element 14.
			<b>Vendor Compliance Required</b>

BIG LOTS STORES INC.  
 TRADING PARTNER DOCUMENTATION  
 ASC X12 DOMESTIC 856 ADVANCE SHIP NOTICE VERSION 5010

**Segment:** **MAN** Marks and Numbers  
**Position:** 1900  
**Loop:** HL Mandatory  
**Level:** Detail: Pack  
**Usage:** **Conditional**  
**Max Use:** >1  
**Purpose:** To indicate identifying marks and numbers for shipping containers.  
**Syntax Notes:** 1 At least one of MAN01 and MAN02 is required.  
**Semantic Notes:** 1 MAN01 and MAN02 defines the pallet GS1 128 Label.  
**Notes:** Example: MAN\UC\99999999999999~  
 MAN\GM\999999999999999999~

**Big Lots Usage: must be unique number; cannot be the same as other pallets/cartons in the same shipment.**

When the shipping container is the same as the consumer unit, the U.P.C. may be the only GS1 identification code on the container. In many applications, it is necessary to positively identify what identification code is to be scanned and matched at point of receipt. Since the U.P.C. is not a unique serial shipping container code, only one pack level for each item is required when using the pick and pack structure. The total number of shipping units for this item is the same as the quantity for the item in the SN1 segment at the item level.

**This segment is required for floor loaded shipments.**

**Data Element Summary**

<u>Ref.</u>	<u>Data</u>	<u>Attributes</u>
<u>Des.</u>	<u>Element</u> <u>Name</u>	
>> MAN01	88 <b>Marks and Numbers Qualifier</b> GM SSCC-18 and Application Identifier UC U.P.C. Shipping Container Code	M ID 1/2
>> MAN02	87 <b>Marks and Numbers</b> This is a twenty-character GS1/EAN-128 Serial Shipping Container Code (SSCC-18) that includes the two digit application identifier. The symbology code and the modulo 103 check digit are not included.	M AN 1/48

This is the fourteen-digit U.P.C. Shipping Container Code.

BIG LOTS STORES INC.  
 TRADING PARTNER DOCUMENTATION  
 ASC X12 DOMESTIC 856 ADVANCE SHIP NOTICE VERSION 5010

**Segment:** **DTM** Date/Time Reference  
**Position:** 2000  
**Loop:** HL Mandatory  
**Level:** Detail: Pack  
**Usage:** **Conditional**  
**Max Use:** 2  
**Purpose:** To specify pertinent dates and times  
**Syntax Notes:** 1 At least one of DTM02, DTM03 or DTM05 is required.  
 2 If DTM04 is present, then DTM03 is required.  
 3 If either DTM05 or DTM06 is present, then the other is required.

**Semantic Notes:**

**Notes:** Example: DTM\036\20030101~  
 DTM\511\20030101~  
 This segment, at the pack level, is used to communicate expiration information.  
**This segment will be required for consumable items.**

**Data Element Summary**

Ref.	Data			Attributes
<u>Des.</u>	<u>Element</u>	<u>Name</u>		
>>	DTM01	374	Date/Time Qualifier	M ID 3/3
			Code specifying type of date or time, or both date and time	
			036 Expiration	
			<b>Date product is no longer consumable or usable</b>	
			511 Shelf Life Expiration	
			<b>Date product is no longer available for sale</b>	
>>	DTM02	373	Date	C DT 8/8
			Date expressed as CCYYMMDD	

BIG LOTS STORES INC.  
 TRADING PARTNER DOCUMENTATION  
 ASC X12 DOMESTIC 856 ADVANCE SHIP NOTICE VERSION 5010

**Segment:** **HL** Hierarchical Level (Item)  
**Position:** 0100  
**Loop:** HL Mandatory  
**Level:** Detail: Item  
**Usage:** **Mandatory**  
**Max Use:** 1  
**Purpose:** Beginning of Item reference  
**Syntax Notes:**  
**Semantic Notes:**  
**Comments:**

- 1 The HL segment is used to identify levels of detail information using a hierarchical structure, such as relating line-item data to shipment data, and packaging data to line-item data.  
 The HL segment defines a top-down/left-right ordered structure.
- 2 HL01 shall contain a unique alphanumeric number for each occurrence of the HL segment in the transaction set. For example, HL01 could be used to indicate the number of occurrences of the HL segment, in which case the value of HL01 would be "1" for the initial HL segment and would be incremented by one in each subsequent HL segment within the transaction.
- 3 HL02 identifies the hierarchical ID number of the HL segment to which the current HL segment is subordinate.
- 4 HL03 indicates the context of the series of segments following the current HL segment up to the next occurrence of an HL segment in the transaction. For example, HL03 is used to indicate that subsequent segments in the HL loop form a logical grouping of data referring to shipment, order, or item-level information.

**Notes:** Example: HL\5\3\I~  
 This HL segment is used to indicate the start of information about the items contained in the subpacks (cartons). (For single item shipments: Hierarchical loop relates to shipment parent)  
 Multiple item shipments: Relate line item loop to HL at the carton level.

**Data Element Summary**

Ref.	Data	Name	Attributes
<u>Des.</u>	<u>Element</u>	<u>Name</u>	<u>Attributes</u>
>>	HL01	628 Hierarchical ID Number	M AN 1/12
		A unique number assigned by the sender to identify a particular data segment in a hierarchical structure	
		Big Lots Usage = Item Number or Identifier	
>>	HL02	734 Hierarchical Parent ID Number	M AN 1/12
		Identification number of the next higher hierarchical data segment that the data segment being described is subordinate to	
		Big Lots Usage = Id of Parent HL segment	
>>	HL03	735 Hierarchical Level Code	M ID 1/2
		Code defining the characteristic of a level in a hierarchical structure	
		I	Item



BIG LOTS STORES INC.  
 TRADING PARTNER DOCUMENTATION  
 ASC X12 DOMESTIC 856 ADVANCE SHIP NOTICE VERSION 5010

**Segment:** **LIN** Line Identification Detail  
**Position:** 0200  
**Loop:** HL Mandatory  
**Level:** Detail: Item  
**Usage:** **Mandatory**  
**Max Use:** 1  
**Purpose:** Big Lots part, revision level, and vendor part number  
**Syntax Notes:** 1 If either LIN04 or LIN05 is present, then the other is required.  
 2 If either LIN06 or LIN07 is present, then the other is required.  
 3 If either LIN08 or LIN09 is present, then the other is required.  
 4 If either LIN10 or LIN11 is present, then the other is required.

**Semantic Notes:** 1 LIN01 is the line item identification  
**Comments:** 1 See the Data Dictionary for a complete list of IDs.  
 2 LIN02 through LIN31 provide for fifteen different product/service IDs for each item.  
 3 For example: Case, Color, Drawing No., U.P.C. No., ISBN No., Model No., or SKU.

**Notes:** Example: LIN\1\SK\123456789\UP\010731500111\EN\0123456789123VP\107315-001\UK\999999999999~

**Note\* Big Lots uses the SKU, UPC and Item Number which may be provided in any Order.**

**Big Lots Usage: Vendor Compliance Chargeback items (required segment).**

**Data Element Summary**

Ref.	Data	Name	Attributes
<u>Des.</u>	<u>Element</u>		
>>	LIN01	<b>350 Product/Service ID Qualifier</b> Alphanumeric characters assigned for differentiation within a transaction set Big Lots Usage = Line item number from the original EDI PO. Must be unique for each LIN01 segment on ASN.	<b>M AN 1/3</b>
>>	LIN02	<b>235 Product/Service ID Qualifier</b> Code identifying the type/source of the descriptive number used in Product/Service ID (234)	<b>M ID 1/1</b>
<b>Vendor Compliance Required:</b>			
		<b>SK</b> Stock Keeping Unit	
		<b>UP</b> UPC (1-5-5-1)	
		<b>VN or VP</b> Vendor's (Seller's) Item Number	
>>	LIN03	<b>234 Product/Service ID</b> Identifying number for a product or service Big Lots Usage = Item UPC number must be 12 digits Big Lots Usage = Big Lots SKU Number (always numeric 10 digits max.) Big Lots Usage = Vendor Item number (Mfg Code 30 characters)	<b>M AN 1/30</b>
>>	LIN04	<b>235 Product/Service ID Qualifier</b> Code identifying the type/source of the descriptive number used in Product/Service ID (234)	<b>C ID 2/2</b>

**Vendor Compliance Required:**

thru **SK** Stock Keeping Unit  
**UP** UPC (1-5-5-1)  
**VN or VP** Vendor's (Seller's) Item Number

**Optional:**

**EN** EAN/GS1 - 13  
**UK** Shipping Container Code

BIG LOTS STORES INC.  
TRADING PARTNER DOCUMENTATION  
ASC X12 DOMESTIC 856 ADVANCE SHIP NOTICE VERSION 5010

>>	<b>LIN11</b>	<b>234</b>	<b>Product/Service ID</b>	<b>C</b>	<b>AN 1/30</b>
			Identifying number for a product or service		
			Big Lots Usage = Item UPC number must be 12 digits		
			Big Lots Usage = Big Lots SKU Number (numeric only 10 digits max.)		
			Big Lots Usage = Vendor Item number (Mfg Code 30 characters)		
			Big Lots Usage = GTIN 14-digit Data Structure		
			Big Lots Usage = EAN number must be 13 digits		

BIG LOTS STORES INC.  
 TRADING PARTNER DOCUMENTATION  
 ASC X12 DOMESTIC 856 ADVANCE SHIP NOTICE VERSION 5010

**Segment:** **SN1** Item Detail  
**Position:** 0300  
**Loop:** HL Mandatory  
**Level:** Detail: Item  
**Usage:** **Mandatory**  
**Max Use:** 1  
**Purpose:** Quantity ordered and shipped  
**Syntax Notes:** 1 If either SN105 or SN106 is present, then the other is required.  
**Semantic Notes:** 1 SN101 is the ship notice line-item identification.  
**Comments:** 1 SN103 defines the unit of measurement for both SN102 and SN104.  
**Notes:** Example: SN1\\1500\EA\1500\1500\EA  
 This segment should contain information about the number of units ordered and shipped.  
**Big Lots Usage: Vendor Compliance Chargeback items (required segment)**

**Data Element Summary**

Ref.	Data			Attributes
<u>Des.</u>	<u>Element</u>	<u>Name</u>		
>>	SN102	382	<b>Number of Units Shipped</b>	<b>M R 1/7</b>
			Numeric value of units shipped in manufacturer's shipping units for a line item or transaction set Big Lots Usage = Each Quantity Shipped , per pallet or carton, for this PO line item as it pertains to the type of shipment . <b>Vendor Compliance Required:</b>	
>>	SN103	355	<b>Unit of Measure Code</b>	<b>M ID 2/2</b>
			Code specifying the units in which a value is being expressed, or manner in which a measurement has been taken EA Each	
	SN105	330	<b>Quantity Ordered</b>	<b>O R 1/7</b>
			Quantity ordered Big Lots Usage = Quantity ordered (Optional for Big Lots)	
	SN106	355	<b>Unit of Measure Code</b>	<b>O ID 2/2</b>
			Code specifying the units in which a value is being expressed, or manner in which a measurement has been taken EA Each	

BIG LOTS STORES INC.  
 TRADING PARTNER DOCUMENTATION  
 ASC X12 DOMESTIC 856 ADVANCE SHIP NOTICE VERSION 5010

**Segment:** **PID** Product/Item Description

**Position:** 0700

**Loop:** HL Mandatory

**Level:** Detail: Item

**Usage:** **Mandatory**

**Max Use:** 1

**Purpose:** To describe a product or process in coded or free-form format

**Syntax Notes:**

- 1 C0403 - If PID04 is present, then PID03 is required.
- 2 R0405 - At least one of PID04 or PID05 is required.
- 3 C0703 - If PID07 is present, then PID03 is required.
- 4 C0804 - If PID08 is present, then PID04 is required.
- 5 C0905 - If PID09 is present, then PID05 is required.

**Semantic Notes:**

- 1 Use PID03 to indicate the organization that publishes the code list being referred to.
- 2 PID04 should be used for industry-specific product description codes.
- 3 PID08 describes the physical characteristics of the product identified in PID04. A "Y" indicates that the specified attribute applies to this item; an "N" indicates it does not apply. Any other value is indeterminate.
- 4 PID09 is used to identify the language being used in PID05.

**Comments:**

- 1 If PID01 equals "F", then PID05 is used. If PID01 equals "S", then PID04 is used. If PID01 equals "X", then both PID04 and PID05 are used.
- 2 Use PID06 when necessary to refer to the product surface or layer being described in the segment.
- 3 PID07 specifies the individual code list of the agency specified in PID03.

**Notes:**

Example: PID\F\\FW-PHOTO WED SCENE~  
 This segment, at the item level, is used to describe a product.

**Big Lots Usage: Vendor Compliance Chargeback items (required segment)**

**Data Element Summary**

Ref.	Data	Name	Attributes
<u>Des.</u>	<u>Element</u>		<u>ID</u>
>>	PID01	349 Item Description Type Code indicating the format of a description F Free-form	M ID 1/1
>>	PID05	352 Product Description <b>Vendor Compliance Required:</b>	M AN 1/40

BIG LOTS STORES INC.  
 TRADING PARTNER DOCUMENTATION  
 ASC X12 DOMESTIC 856 ADVANCE SHIP NOTICE VERSION 5010

**Segment:** **TD4** Carrier Details (Special Handling, or Hazardous Materials, or Both)  
**Position:** 1400  
**Loop:** HL Mandatory  
**Level:** Detail: Item  
**Usage:** **Conditional**  
**Max Use:** 5  
**Purpose:** To specify transportation special handling requirements, or hazardous materials information, or both

**Syntax Notes:** **1** At least one of TD401, TD402 or TD404 is required.  
**2** If TD402 is present, then TD403 is required.

**Semantic:** TD405 identifies if a Material Safety Data Sheet (MSDS) exists for this product. A “Y” indicates an MSDS exists for this product; an “N” indicates an MSDS does not exist for this product.

**Comments:**  
**Notes:** Example: TD4\|CODE\CLASS\DESCRIPTION~  
**Populate where applicable**

**Data Element Summary**

Ref.	Data			
<u>Des.</u>	<u>Element</u>	<u>Name</u>	<u>Attributes</u>	
>> TD402	208	<b>Hazardous Material Code Qualifier</b> Code which qualifies the Hazardous Material Class Code (209) D – Hazardous Material X – Hazardous Class or Division	C	ID 1/1
>> TD403	209	<b>Hazardous Material Class Code</b> Code specifying the kind of hazard for a material HZD – Hazardous Cargo on Deck FL – Flammable FG – Flammable Gas FP – Flammable Poisonous Gas	C	AN 1/4
>> TD404	352	<b>Description</b> A free-form description to clarify the related data elements and their content	C	AN 1/30

BIG LOTS STORES INC.  
 TRADING PARTNER DOCUMENTATION  
 ASC X12 DOMESTIC 856 ADVANCE SHIP NOTICE VERSION 5010

**Segment:** **DTM** Date/Time Reference

**Position:** 2000

**Loop:** HL Mandatory

**Level:** Detail: Item

**Usage:** **Conditional**

**Max Use:** 2

**Purpose:** To specify pertinent dates and times

**Syntax Notes:** **1** At least one of DTM02, DTM03 or DTM05 is required.

**2** If DTM04 is present, then DTM03 is required.

**3** If either DTM05 or DTM06 is present, then the other is required.

**Semantic Notes:**

**Notes:**

Example: DTM\036\20030101~

DTM\511\20030101~

This segment, at the item level, is used to communicate expiration information.

**This segment will be required for consumable items.**

**Data Element Summary**

Ref.	Data	Name	Attributes
<u>Des.</u>	<u>Element</u>		
>>	DTM01	374 Date/Time Qualifier	M ID 3/3
		Code specifying type of date or time, or both date and time	
		036 Expiration	
		<b>Date product is no longer consumable or usable</b>	
		511 Shelf Life Expiration	
		<b>Date product is no longer available for sale</b>	
>>	DTM02	373 Date	C DT 8/8
		Date expressed as CCYYMMDD	

BIG LOTS STORES INC.  
 TRADING PARTNER DOCUMENTATION  
 ASC X12 DOMESTIC 856 ADVANCE SHIP NOTICE VERSION 5010

**Segment:** **CTT** Transaction Totals  
**Position:** 0100  
**Loop:**  
**Level:** Summary:  
**Usage:** **Mandatory**  
**Max Use:** 1  
**Purpose:** HL Loop Counter  
**Syntax Notes:** 1 If either CTT03 or CTT04 is present, then the other is required.  
 2 If either CTT05 or CTT06 is present, then the other is required.  
**Semantic Notes:**  
**Comments:** 1 This segment is intended to provide hash totals to validate transaction completeness and correctness.  
**Notes:** Example: CTT\4\1500  
 CTT01 and CTT02 are the only elements from this segment used by Big Lots.

**Data Element Summary**

Ref.	Data	Name	Attributes
<u>Des.</u>	<u>Element</u>		
>>	CTT01	<b>354</b> <b>Number of Line Items</b>	<b>M N0 1/6</b>
		Total number of line items in the transaction set	
		Big Lots Usage = Number of "HL" segments in the transaction set	
	CTT02	<b>347</b> <b>Hash Total</b>	<b>O R 1/10</b>
		Sum of values of the specified data element. All values in the data element will be summed without regard to decimal points (explicit or implicit) or signs. Truncation will occur on the left most digits if the sum is greater than the maximum size of the hash total of the data element. Example: -.0018 First occurrence of value being hashed. .18 Second occurrence of value being hashed. 1.8 Third occurrence of value being hashed. 18.01 Fourth occurrence of value being hashed. ----- 1855 Hash total prior to truncation. 855 Hash total after truncation to three-digit field.	
		Big Lots Usage = Sum of number of units shipped (SN102)	

BIG LOTS STORES INC.  
 TRADING PARTNER DOCUMENTATION  
 ASC X12 DOMESTIC 856 ADVANCE SHIP NOTICE VERSION 5010

**Segment:** **SE** Transaction Set Trailer  
**Position:** 0200  
**Loop:**  
**Level:** Summary:  
**Usage:** **Mandatory**  
**Max Use:** 1  
**Purpose:** Indicates the end of the transaction set  
**Syntax Notes:**  
**Semantic Notes:**  
**Comments:** 1 SE is the last segment of each transaction set.  
**Notes:** Example: SE\54\211040004


**Data Element Summary**

	<u>Ref.</u>	<u>Data</u>	<u>Name</u>	<u>Attributes</u>
	<u>Des.</u>	<u>Element</u>		
>>	SE01	96	<b>Number of Included Segments</b>	<b>M NO 1/10</b>
			Total number of segments included in a transaction set including ST and SE segments	
			Big Lots Usage =	
			Total number of all segments in the transaction set, including ST and SE	
>>	SE02	329	<b>Transaction Set Control Number</b>	<b>M AN 4/9</b>
			Identifying control number that must be unique within the transaction set functional group assigned by the originator for a transaction set	
			Big Lots Usage = This number must match the control number in ST02	



BIG LOTS STORES INC.  
 TRADING PARTNER DOCUMENTATION  
 ASC X12 DOMESTIC 856 ADVANCE SHIP NOTICE VERSION 5010

## GS1-128 Label Example and Layout



**Label Size:** Standard 4 X 6

- Request an exemption if standard 4 X 6 can not be used because of carton size limitation

Zone	Description	Font	Information Needed
A	Ship From Address	10-12 pt	Mandatory: Vendor Name Optional: Vendor Address
B	Ship To Address	10-12 pt	Ship to name, address, DC / store #
C	Ship To Postal Code and Barcode		
D	Shipment Information		Carrier, Big Lots PO#, BOL#, Tally info. - Carton X of Y (floor loaded) - Pallet X of Y (palletized)
E	Carton Contents		Big Lots SKU#/article #, Vendor Part #
F	UPC# and Barcode		Provide when populated on EDI 850
G	DC / Store Location Code and Barcode		
H	Mark For Location Code		Minimum field length: four digits
I	GS1-128 Serial Shipping Container Code		Use SSCC-18 barcode format

BIG LOTS STORES INC.  
TRADING PARTNER DOCUMENTATION  
ASC X12 DOMESTIC 856 ADVANCE SHIP NOTICE VERSION 5010

**Notes:**

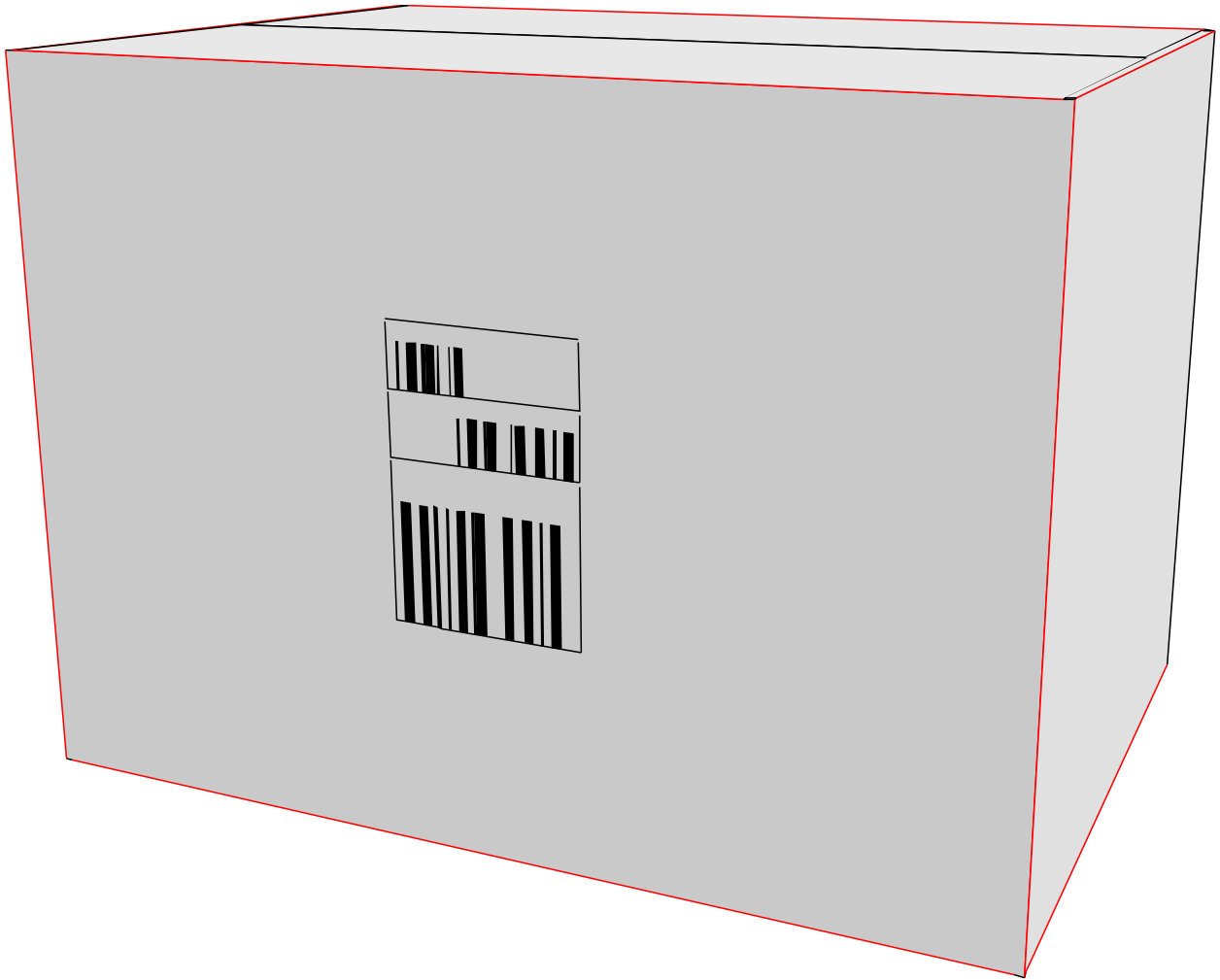
- Per the GS1 standards, the SSCC-18 value must not be reused within a 12 month period. See <http://www.gs1-128.info/sscc-18> for more information.
- All vendors are to adopt a GS1-128 label as this is now Big Lots standard.
- Shipments where a common carrier is not used provide the following:  
Carrier will contain ie: UPS and B/L will contain ie: Tracking Number.
- Shipments that are pallet loaded where a pallet contains like merchandise the label will be per pallet.
- Shipments that are floor loaded the label will be per carton.
- Shipments that are pallet loaded where a pallet contains mixed merchandise the label will be per pallet and per carton.

**Label Placement Requirements:**

- Label must be placed in the middle of the broadest, longest surface of the carton as shown in the diagram below.
- **If merchandise is shipped in the same carton that will be displayed on the sales floor, **DO NOT** place the shipping label on the facing of the carton.**
- **Place it on the bottom or the backside of the carton.**
- **Please ensure that no portion of the UPC barcode or pertinent graphics and merchandise specifications are covered.**
- **When shipping high-graphics packaging, please protect the graphics against scuffing by utilizing shrink wrap, plain outer boxes or outer coatings, whenever possible.**
- Special handling requirements such as, but not limited to; Circular merchandise, Fragile, Flammable, Hazardous, Perishable, Protect from Heat, This End Up, Protect from Freezing, Rush etc., must be prominently displayed close to the outer cartons markings associated with the GS1-128 label.

BIG LOTS STORES INC.  
TRADING PARTNER DOCUMENTATION  
ASC X12 DOMESTIC 856 ADVANCE SHIP NOTICE VERSION 5010

**Sample of Carton Label Placement**



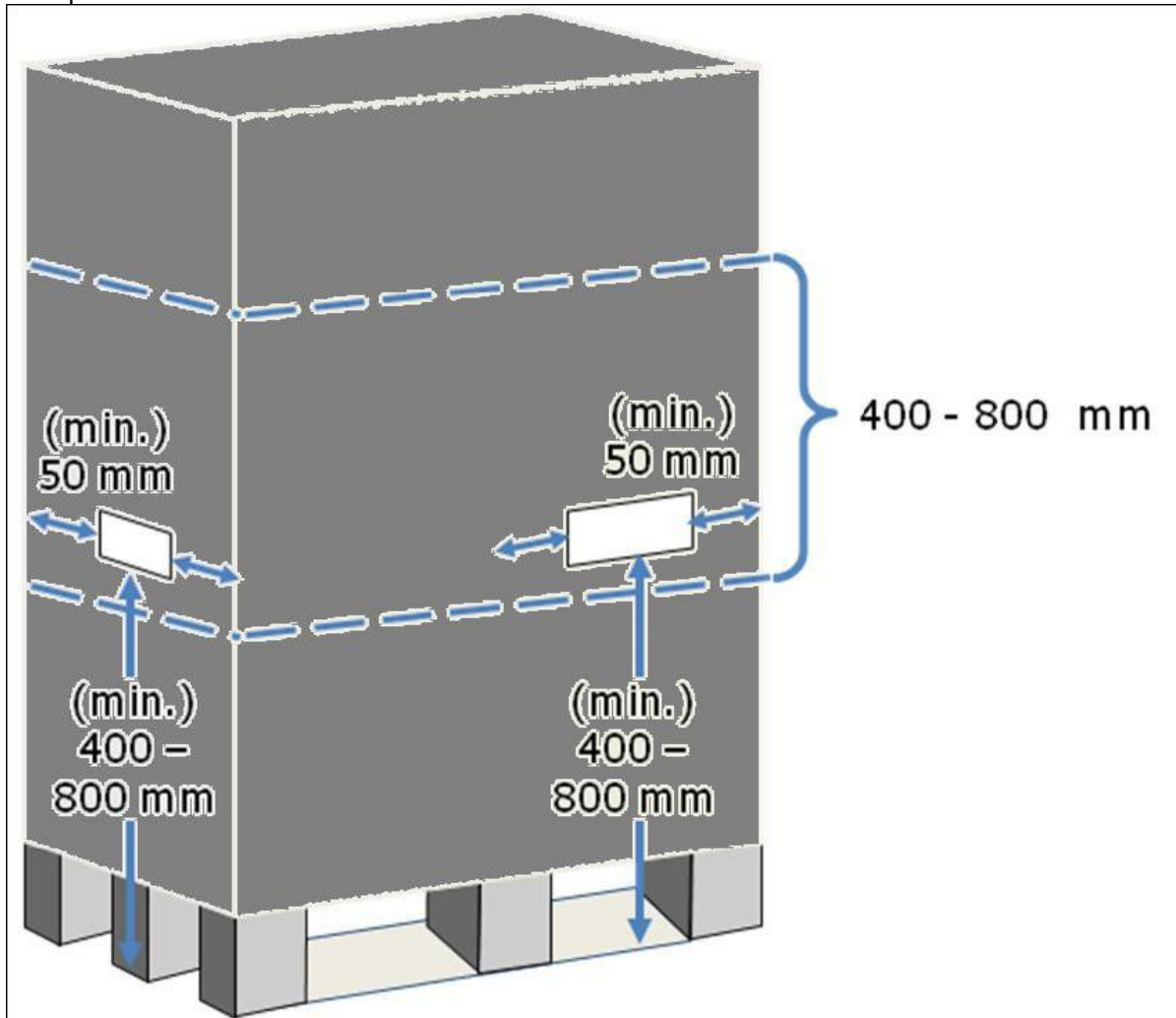
### Sample of Pallet Label Placement

#### ON PALLETS

For all types of pallets, including full pallets containing individual trade items and single trade items, (such as a fridge or washing machine), the target height for the bottom of the bar code symbol is between 400 mm (16 in.) and 800 mm (32 in.) from the base of the pallet. For pallet less than 400 mm (16in.) high, the bar code symbol should be placed as high as possible while protecting the bar code.

The symbol including, its quiet zones, should be at least 50 mm (2.0 in.) from any vertical edge to avoid damage.

Example:



For logistic unit less than 400 mm high, the label should be placed as high as possible while protecting the bar code. There is no regulation that specifies where the labels should be placed – to the left, in the middle, or to the right on these sides – **but as most forklift operators are right-handed, the most ergonomically correct scanning is done when the labels are placed to the right of each side.**

BIG LOTS STORES INC.  
TRADING PARTNER DOCUMENTATION  
ASC X12 DOMESTIC 856 ADVANCE SHIP NOTICE VERSION 5010

**ASN TRANSACTION EXAMPLE**

**Pallet Load Example**

**Shipment, Order, Tare, Packing, Item**

ST\856\6880001~  
BSN\00\0061741\20040916\1315\0001~  
DTM\011\20040916~  
HL\1\S~  
TD1\PLT90\24\G\42247.5\LB~  
TD5\O\2\SCAC\M\PICK 15165~  
TD3\TL\15165~  
REF\BM\0061741~  
REF\2I\1234567~  
REF\IA\000059890~  
N1\SF\VENDOR NAME~  
N3\STREET ADDRESS~  
N4\CITY\*STATE\*ZIP~  
N1\ST\CLOSEOUT DISTRIBUTION, IN\92\0874~  
N3\TREMONT DC - 874\50 RAUSCH CREEK ROAD~  
N4\TREMONT\PA\17981~  
HL\2\1\O~  
PRF\0002361184\20120807~  
REF\IA\000059890~  
N1\Z7\CLOSEOUT DISTRIBUTION, IN\92\0874~  
N3\TREMONT DC - 874\50 RAUSCH CREEK ROAD~  
N4\TREMONT\PA\17981~  
HL\3\2\T~  
MAN\GM\00100111206000038094~  
HL\4\3\P~  
PO4\12\G\12\LB\12\12\12\IN\12~  
HL\5\4\I~  
LIN\SK\140000417\UP\011120669282\VN\6692M\EN\0123456789123 ~  
SN1\3200\EA\7600\EA~ **(Total item pieces per pallet)**  
PID\F\FW-PHOTO WED SCENE~  
HL\6\2\T~  
MAN\GM\00100111206000038100~  
HL\7\6\P~  
PO4\12\G\12\LB\12\12\12\IN\12~  
HL\8\7\I~  
LIN\SK\140000417\UP\011120669282\VN\6692M\EN\0123456789123 ~  
SN1\3200\EA\7600\EA~ **(Total item pieces per pallet)**  
PID\F\FW-PHOTO WED SCENE~  
CTT\8~  
SE\40\6880001~

BIG LOTS STORES INC.  
TRADING PARTNER DOCUMENTATION  
ASC X12 DOMESTIC 856 ADVANCE SHIP NOTICE VERSION 5010

**ASN TRANSACTION EXAMPLE**

**Floor Carton Load Example**

**Shipment, Order, Packing, Item**

ST\856\0001~  
BSN\00\83479\20040916\1108\0001~  
DTM\011\20040916~  
HL\1\S~  
TD1\CTN25\3\G\1444\LB~  
TD5\O\2\CSXD\M\CSXD~  
TD3\TL\TRL\535090~  
REF\BM\83479~  
REF\IA\000217600~  
REF\2I\1234567~  
N1\ST\Big Lots Stores, Inc\92\0874  
N3\Tremont Dc 874\50 Rausch Creek Road~  
N4\Tremont\PA\17981~  
N1\SF\VENDOR NAME~  
N3\STREET ADDRESS~  
N4\CITY\STATE\ZIP~  
HL\2\1\O~  
PRF\0007606936\20100402~  
REF\IA\000217600~  
N1\Z7\CLOSEOUT DISTRIBUTION, IN\92\0874~  
N3\TREMONT DC - 874\50 RAUSCH CREEK ROAD~  
N4\TREMONT\PA\17981~  
HL\3\2\P~  
PO4\6\G\12\LB\12\12\12\IN\6~  
MAN\GM\00200731490000193562~  
HL\4\3\I~  
LIN\1\EN\0123456789123\UP\073149835369\SK\170005458\VN\18353606~  
SN1\6\EA~  
PID\F\FW-PHOTO WED SCENE~  
HL\3\2\P~  
PO4\6\G\12\LB\12\12\12\IN\6~  
MAN\GM\00200731490000193563~  
HL\4\3\I~  
LIN\1\EN\0123456789123\UP\073149835369\SK\170005458\VN\18353606~  
SN1\6\EA~  
PID\F\FW-PHOTO WED SCENE~  
HL\3\2\P~  
PO4\6\G\12\LB\12\12\12\IN\6~  
MAN\GM\00200731490000193564~  
HL\4\3\I~  
LIN\004\EN\0123456789123\UP\073149835369\SK\170005458\VN\18353606~  
SN1\6\EA~  
PID\F\FW-PHOTO WED SCENE~  
CTT\4~  
SE\45\0001~